



Canards in a bottleneck

Annalisa Iuorio^{a,*}, Gaspard Jankowiak^b, Peter Szmolyan^c, Marie-Therese Wolfram^d

^a University of Vienna, Faculty of Mathematics, Oskar-Morgenstern-Platz 1, Vienna, 1090, Austria

^b University of Konstanz, Department of Mathematics and Statistics, Konstanz, 78457, Germany

^c Technische Universität Wien, Institute for Analysis and Scientific Computing, Wiedner Hauptstr. 8-10, Vienna, 1040, Austria

^d University of Warwick, Mathematics Institute, Coventry, CV47AL, UK

ARTICLE INFO

Article history:

Received 1 December 2022

Received in revised form 25 April 2023

Accepted 26 April 2023

Available online 10 May 2023

Communicated by V.M. Perez-Garcia

Keywords:

Unidirectional flows

Geometric singular perturbation theory

Canards

Nonlinear boundary value problem

Stationary states

Bottleneck

ABSTRACT

In this paper, we investigate the stationary profiles of a nonlinear Fokker–Planck equation with small diffusion and nonlinear inflow and outflow boundary conditions. We consider corridors with a bottleneck whose width has a unique global nondegenerate minimum in the interior. In the small diffusion limit, the profiles are obtained constructively by using methods from geometric singular perturbation theory (GSPT). We identify three main types of profiles corresponding to: (i) high density in the domain and a boundary layer at the entrance, (ii) low density in the domain and a boundary layer at the exit, and (iii) transitions from high density to low density inside the bottleneck with boundary layers at the entrance and exit. Interestingly, solutions of the last type involve canard solutions generated at the narrowest point of the bottleneck. We obtain a detailed bifurcation diagram of these solutions in terms of the inflow and outflow rates. The analytic results based on GSPT are further corroborated by computational experiments investigating corridors with bottlenecks of variable width.

© 2023 The Author(s). Published by Elsevier B.V. This is an open access article under the CC BY license (<http://creativecommons.org/licenses/by/4.0/>).

1. Introduction

In this paper, we investigate the stationary profiles of a nonlinear Fokker–Planck equation with inflow and outflow boundary conditions, describing unidirectional cross-sectional average flows in corridors with a single entrance and exit. Changes in the cross-section lead to an increase or decrease of the possible flow inside the corridor; different inflow and outflow conditions to the formation of boundary layers at the entrance and exit. In [1] the authors derived the investigated 1D area averaged model in the context of pedestrian dynamics from a nonlinear convection diffusion equation that was originally proposed by Burger and Pietschmann in [2]. They studied the formation of boundary layers in the case of strictly monotone cross-sectional profiles using geometric singular perturbation theory (GSPT). In this paper we extend our analysis to corridors with a unique point of minimal width which we denote as bottlenecks in the following.

There has been an increased interest in the derivation and analysis of mean-field transport models with finite volume effects. These models are of particular interest in situations, in which solutions should stay within physical reasonable bounds,

such as the maximum packing density. Examples include the transport of ions through nanoscale pores [3], pedestrian dynamics [4,5], or cell motility [6,7].

In this paper, we consider pedestrian flows as a prototypical example, but the results are not limited to these class of models. We will in particular focus on unidirectional flows, that is a large group of people moving in the same direction inside a corridor. The corresponding mean-field PDE is highly nonlinear and often coupled to other nonlinear PDEs, such as the Eikonal equation, see [8]. In addition to nonlinear boundary conditions, convection dominated terms as well as nonlinear interaction terms require the use of non-standard analytical and computational techniques to show existence of solutions, analyse their long time behaviour and perform computational experiments. Stationary profiles of these PDE models – in the context of pedestrian flows or more general transport processes with finite volume effects – provide useful insights into the dynamics and allow to understand and predict the formation of complex states, such as boundary layers and segregated states, see e.g. [2,9].

We note that mathematical models for pedestrian dynamics are in general much more sophisticated than the minimalistic model considered here. Yet, the effects of bottlenecks in this simplified setting provide interesting insights for pedestrian flows as well as other mean-field models with finite volume effects. We refer to [10–12] for a more general overview on the modelling of pedestrian flows, and to [13] for more information on models with finite volume effects.

* Corresponding author.

E-mail addresses: annalisa.iuorio@univie.ac.at (A. Iuorio), gaspard@math.janko.fr (G. Jankowiak), peter.szmolyan@asc.tuwien.ac.at (P. Szmolyan), m.wolfram@warwick.ac.uk (M.-T. Wolfram).

We reiterate that the investigated PDE model for area averaged flows comprises a nonlinear convection and linear diffusion term, as well as nonlinear inflow and outflow at the entrance and exit. The interplay of small diffusion, the geometry of the domain as well as the inflow and outflow rates lead to the formation of boundary layers, which we analyse using GSPT.

GSPT is a dynamical systems approach to singularly perturbed ordinary differential equations started by the pioneering work of Fenichel [14]. The most common form of GSPT considers systems of the form

$$\begin{aligned} \dot{u} &= f(u, v), \\ \varepsilon \dot{v} &= g(u, v), \end{aligned} \tag{1}$$

where u and v are functions of an independent variable here defined as x , $0 < \varepsilon \ll 1$, and $' = \frac{d}{dx}$. Here and in our subsequent analysis, the independent variable is representing space; however, it is equivalently possible in such systems to consider it as a time variable t . For $f = O(1)$ and $g = O(1)$, the variable u varies on the slow scale x and the variable v on the fast scale $\chi := \frac{x}{\varepsilon}$, hence System (1) is defined as a *slow-fast* system. This (by now conventional) terminology comes from the common situation in which the independent variable is considered to be time. Written on the fast scale the equation has the form (here $' = \frac{d}{d\chi}$)

$$\begin{aligned} u' &= \varepsilon f(u, v), \\ v' &= g(u, v). \end{aligned} \tag{2}$$

Under suitable assumptions, solutions of System (1) for small values of ε can be constructed as perturbation of concatenations of solutions of the two limiting problems obtained by setting $\varepsilon = 0$ in systems (1) and (2), which are referred to as the reduced problem and the layer problem, respectively. In GSPT, these constructions are carried out in the framework of dynamical systems theory; with the theory of invariant manifolds playing a particularly important role. In the specific problem analysed in this paper, well established results and methods from GSPT are used and adapted for the analysis of a boundary value problem.

Therefore, we do not give a more detailed summary of GSPT, but refer to [15,16] for more background on GSPT and its many applications. Applications to boundary value problems on finite intervals are not common, but can be found e.g. in [17–19]. In the context of pedestrian dynamics, GSPT has been successfully applied to study closing channels in [1]. As for fluid dynamics, GSPT techniques have been successfully applied to characterise stationary states – see e.g. the case of a viscous gas flow through nozzles [20,21]. The necessary concepts and results from GSPT are explained in Section 2 as needed in the context of the specific problem at hand.

1.1. The mathematical model

In the following, we briefly discuss the underlying modelling assumption of the area averaged PDE under investigation. A more detailed derivation can be found in [1]. We note that the following discussion is not limited to pedestrian crowds, but can also be used in the context of ion channels (see [3]) or other transport models with finite size effects.

We consider a unidirectional flow of a large pedestrian crowd, whose density is given by $\rho = \rho(x, y, t)$, in a 2D domain with a single entrance (at $x = 0$) and a single exit (at $x = L$). Furthermore, we assume that the pedestrian density and the vector field \mathbf{u} are symmetric with respect to the x -axis. This assumption is satisfied if

- the domain is symmetric with respect to the x -axis, and

- the initial pedestrian distribution is symmetric with respect to the x -axis.

We assume that the dynamics are driven by convective transport and diffusion, in particular the total normalised pedestrian flow is given by

$$\mathbf{j} = -\varepsilon \nabla \rho + \rho(1 - \rho)\mathbf{u}, \tag{3}$$

where $\mathbf{u} : \mathbb{R}^2 \rightarrow \mathbb{R}$ is a normalised vector field in the desired direction (in our case pointing in the general direction of the exit) and $\varepsilon > 0$ is the diffusion coefficient. We see that the average velocity corresponds to $1 - \rho$, hence individuals move at maximum speed 1 at density $\rho \equiv 0$ and maximum speed 0 if the density reaches its maximum value $\rho \equiv 1$. Note that the relation of the average density to the average velocity is commonly referred to as the fundamental diagram, and that similar relations have been investigated in traffic flow; consider for example the well known Lighthill–Whitham–Richard model [22,23].

In [1] the authors derived a 1D area averaged PDE model, which is based on the above assumptions and a suitable rescaling in space. It reads as

$$\partial_t \rho(x, t) = \partial_x (k(x) (-\varepsilon \partial_x \rho(x, t) + \rho(x, t)(1 - \rho(x, t)))) = 0. \tag{4a}$$

The equation is supplemented with inflow and outflow conditions

$$j(0, t) = \alpha(1 - \rho(0, t)), \tag{4b}$$

$$j(L, t) = \beta \rho(0, t), \tag{4c}$$

where $j(x, t) = -\varepsilon \partial_x \rho(x, t) + \rho(x, t)(1 - \rho(x, t))$ is the 1D equivalent of (3). In the derivation of (4), the function k is the product of the width with the cross-sectional average of the first component of \mathbf{u} . For simplicity, we refer to k as the width of the bottleneck, which amounts to assuming that the cross-sectional average is 1. The parameters $\alpha > 0$ and $\beta > 0$ are the inflow and outflow rate, respectively.

The boundary condition (4b) describes the inflow at the entrance; the inflow is maximal if the entrance is empty ($\rho \equiv 0$), but decreases to zero when approaching the maximum density $\rho \equiv 1$. At the exit (4c) we do not assume that the outflow is limited by the maximum capacity. Hence, the outflow rate is proportional to the density of individuals at the exit.

In [1] the existence of a unique stationary solution of (4) has been established in great generality by PDE methods, thus, it remains to understand its structure and dependence on parameters.

1.2. Content and organisation of the paper

In this paper we continue and extend the analysis of stationary profiles for system (4) in [1], where a detailed analysis of stationary profiles and their dependence on the inflow and outflow rates α and β was given for corridors with monotonically decreasing (or increasing) functions k . Recall, that smaller values of the function k account for reduced mobility in narrower regions. It was shown in [1] that the nonlinear inflow and outflow conditions lead to the formation of boundary layers at the entrance or exit.

Building on the approach in [1] we now consider the important case of corridors, whose width has a unique minimum. This setting corresponds to functions k which have a unique global minimum at $x = x^* \in (0, L)$. In the following, we refer to domains of this type as corridors with bottlenecks (or sometimes only bottlenecks). Throughout this paper we will, without loss of generality, assume that $L = 1$. Therefore, we investigate the stationary states of system (4), so that the dependency on t is dropped, and we write $j(x)$ and $\rho(x)$ from now on. These are then described by

$$\partial_x j = \partial_x (k(x)j(x)) = 0, \tag{5a}$$

where $j(x) = -\varepsilon \partial_x \rho(x) + \rho(x)(1 - \rho(x))$ coupled with the following boundary conditions

$$\begin{aligned} j &= \alpha(1 - \rho) & \text{at } x = 0, \\ j &= \beta\rho & \text{at } x = 1. \end{aligned} \tag{5b}$$

We characterise all profiles for different inflow and outflow rates α and β in the singular limit $\varepsilon = 0$. We identify 8 regions in parameter space corresponding to profiles with different structures. Two of these regions correspond to high density profiles, two other regions correspond to low density profiles. In our analytical framework, low density corresponds to $\rho < 1/2$ and high density to $\rho > 1/2$. These profiles are quite similar to profiles considered in [1] and are only weakly affected by the presence of the bottleneck. Due to the bottleneck, a new interesting class of profiles exists, which corresponds to solutions starting at high density and making a transition to low density in the region where the function k attains its minimum. Since this type of solutions allows for four possible configurations of boundary layers, this leads to four types of transitional density profiles. We refer to these four types of profiles as transitional profiles.

Our GSPT analysis shows that these transitional profiles are caused by the existence of canard solutions passing through a folded saddle [24]. Canard solutions are solutions of singularly perturbed ODEs which follow repelling slow manifolds for a considerable time. The essence of the canard phenomenon is that these solutions lie exponentially close to the repelling slow manifold and are therefore able to follow it for some time before they are ultimately repelled from it. Clearly, special mechanisms are needed to bring solutions of interest exponentially close to the repelling slow manifold. The occurrence of canard solutions in boundary value problems is conceptually less surprising than their occurrence in initial value problems, nevertheless we are not aware of similar works or results in the context of nonlinear boundary value problems.

The three profile types described above have been observed before, in a context related to the present problem. In particular, the 2D equation (3) was derived in [2] as the continuous limit of the so-called Totally Asymmetric Simple Exclusion Process (TASEP). The TASEP is a one-dimensional lattice stochastic model where particles move from the left to the right [25]. Two parameters, α and β like in the present work, correspond to the entry and exit rates, respectively. It is still under active investigation and provides a generic tool to model out-of-equilibrium transport processes or systems with open boundaries, from vehicular traffic [26] to pedestrians fluxes and intra-cellular molecular transport or biopolymerization [27]. The mean-field approximation of the TASEP has three phases: low-density (LD in the literature) for $\alpha < \beta$, $\beta \leq 1/2$, high-density (HD) for $\beta < \alpha$, $\alpha \leq 1/2$, and maximum current (MC) for $\alpha, \beta \geq 1/2$ [28,29]. The situation is similar for the present model for $k \equiv \text{const.}$, see [2, Section 4].

The rest of the paper is organised as follows. The GSPT analysis leading to the main result on the structure of solutions is carried out in Section 2. In Section 3 the analytical results are illustrated and confirmed by computational experiments for different channels. In Section 4 we conclude with an interpretation of the main features of the constructed solutions in the various regimes in a manner which could be useful in further studies of unidirectional flow dynamics.

2. GSPT analysis

In this section, the stationary states associated to (5) are investigated in a bottleneck scenario. The problem is rewritten as an equivalent boundary value problem for an autonomous three-dimensional system of first order differential equations in slow-fast form. As explained in the introduction, we will identify

8 regions in the (α, β) parameter space, in which the stationary profiles have the same structure in the singular limit $\varepsilon = 0$. We construct singular solutions of the boundary value problem as concatenations of solutions of the corresponding layer- and reduced problem. These singular solutions are then shown to persist for ε small. The profiles which exist in four of these regions involve a canard solution generated at a point corresponding to the minimum of k .

For the rest of this paper we make the following assumption which is crucial for our approach and results.

Main Assumption: The function $k \in C^2([0, 1])$ is positive and has a unique global nondegenerate minimum at $x = x^* \in (0, 1)$ satisfying

$$k'(x^*) = 0, \quad k''(x^*) > 0. \tag{6}$$

Remark 1. Here we denote the derivative of the coefficient function k as k' . Below we will also consider the function $g := k'/k$, its derivative will also be denoted as g' . We would like to point out that starting with Eq. (10) the symbol $'$ will be mainly used to denote derivatives of the sought solution with respect to a rescaled fast variable. The above slight abuse of notation should not lead to any confusion.

By introducing the function

$$g := \frac{k'}{k}$$

we can rewrite Eq. (5) as the system

$$\begin{aligned} \frac{dj}{dx} &= -g(x)j, \\ \varepsilon \frac{d\rho}{dx} &= \rho(1 - \rho) - j. \end{aligned} \tag{7}$$

Analogously to [1], this system can be transformed into an autonomous system by introducing the variable $\xi = x$ as a new dynamic variable and including the trivial equation $\frac{d\xi}{dx} = 1$. Thus, we obtain the following autonomous reformulation of Eq. (7)

$$\begin{aligned} \dot{j} &= -g(\xi)j, \\ \dot{\xi} &= 1, \\ \varepsilon \dot{\rho} &= \rho(1 - \rho) - j, \end{aligned} \tag{8}$$

where the above assumptions on k identically apply with $\xi^* = x^*$, with boundary conditions

$$\begin{aligned} j &= \alpha(1 - \rho) & \text{at } \xi = 0, \\ j &= \beta\rho & \text{at } \xi = 1. \end{aligned} \tag{9}$$

System (8) is a slow-fast system, where the dynamics of ρ occur on the fast scale, while the dynamics of j and ξ take place on the slow scale. On the fast scale, System (8) becomes

$$\begin{aligned} j' &= -\varepsilon g(\xi)j, \\ \xi' &= \varepsilon, \\ \rho' &= \rho(1 - \rho) - j. \end{aligned} \tag{10}$$

As explained in the introduction, letting $\varepsilon \rightarrow 0$ in Eqs. (8) and (10) leads to two limiting subproblems – i.e. the *reduced* problem and the *layer* problem, respectively – which are simpler to analyse. The layer problem ($\varepsilon = 0$ in (10)) is given by

$$\begin{aligned} j' &= 0, \\ \xi' &= 0, \\ \rho' &= \rho(1 - \rho) - j, \end{aligned} \tag{11}$$

and describes the dynamics of the fast variable ρ for fixed j and ξ values. In this framework, boundary layers (i.e. solutions varying rapidly near the boundary for small ε) correspond to orbits of

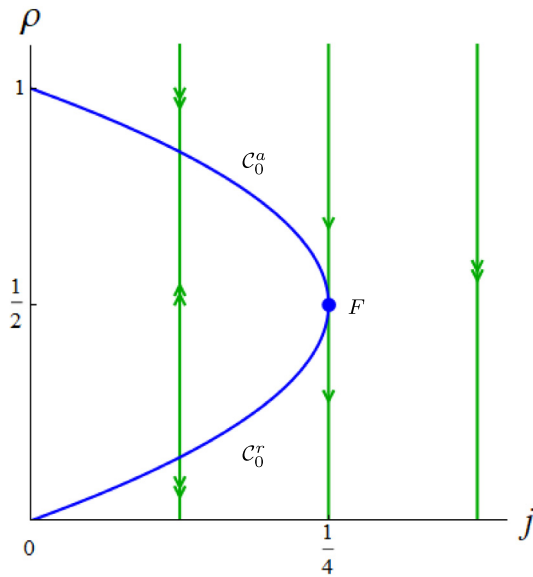


Fig. 1. Fast dynamics in (j, ρ) -space for a fixed value of ξ . The blue curve represents C_0 consisting of the two branches C_0^a (attracting), C_0^r (repelling), and the fold line F . The green lines indicate orbits of the layer problem (11), while the blue dot represents the line of fold points F .

the fast flow at $\xi = 0$ and/or $\xi = 1$ in the singular limit. The manifold of equilibria of the layer problem (11) is known as the *critical manifold*

$$C_0 := \{(j, \xi, \rho) : j = \rho(1 - \rho)\}, \tag{12}$$

which is a folded surface in (j, ξ, ρ) space. The critical manifold C_0 is the union of two submanifolds C_0^a ($\rho > \frac{1}{2}$) and C_0^r ($\rho < \frac{1}{2}$) – which are attracting and repelling, respectively – and a line of fold points

$$F := \left\{ (j, \xi, \rho) : j = \frac{1}{4}, \rho = \frac{1}{2} \right\}, \tag{13}$$

as shown in Fig. 1. Fenichel Theory [14] implies that away from the fold line F the submanifolds C_0^a and C_0^r perturb to (non-unique) attracting and repelling slow manifolds C_ε^a and C_ε^r for ε small.

If the reduced flow reaches the fold line F transversally at a point $p \in F$, the point p is a jump where a transition to fast motion close to solutions of the layer problem occurs, see [30]. At exceptional points $p \in F$ where this transversality condition is violated, solutions of the reduced flow may cross through p from C_0^a to C_0^r , or vice versa. Such solutions are called (singular) canards, the corresponding $p \in F$ is a canard point. The least degenerate canard points have been classified and analysed by the blow-up method as folded saddles and folded nodes in [24]. There it is shown that these (singular) canards persist as canard solutions, i.e. solutions corresponding to intersections of the slow manifolds C_ε^a and C_ε^r near p for ε small. Thus, the existence of canard solutions provides a mechanism that solutions lying in (or exponentially close to) the attracting slow manifold C_ε^a can be continued in (or exponentially close to) the repelling slow manifold C_ε^r . The less counter-intuitive situation that solutions lying in the repelling slow manifold can be continued in (or close to) the attracting slow manifold is also possible. Canard solutions of this second type are often referred to as faux canards.

In the following, we analyse the reduced flow on C_0 . We will show that a canard point of folded saddle type occurs at the point

$$p^* = \left(\frac{1}{4}, \xi^*, \frac{1}{2} \right) \tag{14}$$

where ξ^* is the location of the global minimum of the function k .

The reduced problem is very simple

$$\dot{j} = -g(\xi)j, \tag{15a}$$

$$\dot{\xi} = 1. \tag{15b}$$

The phase space for the reduced problem is $[0, 1/4] \times [0, 1]$, where $j = 1/4$ corresponds to the fold line. It follows from Eq. (5a) that $k(\xi)j$ is a conserved quantity, hence the level lines of this function give the orbits of the reduced problem (15).

However, as always for folded critical manifolds, the classification of the reduced flow – in particular at the fold line and at canard points – is more conveniently carried out in the variables (ξ, ρ) by using the constraint $j = \rho(1 - \rho)$ which defines C_0 . Differentiating the constraint with respect to x gives $\dot{j} = (1 - 2\rho)\dot{\rho}$, which allows to rewrite the reduced problem as

$$\dot{\xi} = 1, \tag{16}$$

$$(1 - 2\rho)\dot{\rho} = -g(\xi)\rho(1 - \rho).$$

with $\xi \in [0, 1]$ and $\rho \in [0, 1]$. System (16) is singular at the fold line F , i.e. for $\rho = 1/2$. This system can be desingularised by multiplying the right-hand side by $1 - 2\rho$ and dividing out this factor in the ρ equation. This gives the desingularised reduced system

$$\dot{\xi} = 1 - 2\rho, \tag{17}$$

$$\dot{\rho} = -g(\xi)\rho(1 - \rho).$$

This multiplication of the right-hand side by $(1 - 2\rho)$ corresponds to a ρ -dependent rescaling of the independent variable x , which does not change orbits of the system away from the fold line (see [31, Section 1.5] for further details about this procedure). However, for $\rho > 1/2$, the flow direction is reversed, which needs to be taken into account.

We now collect the properties of the reduced problem, which are needed in the analysis of the boundary value problem (8)–(9). These properties depend on properties of the function $g = k'/k$. Our main Assumption implies that the global nondegenerate minimum of k at ξ^* is a simple zero of g corresponding to a saddle point $(\xi^*, 1/2)$ of the desingularised reduced problem (17). Other zeros of g lead to additional equilibria, which are discussed only briefly, since we show later that these play no role in the analysis of the boundary value problem.

Lemma 1. *The reduced problem (16) has the following properties:*

1. The phase portrait is symmetric with respect to the line $\rho = 1/2$, which corresponds to the fold line F .
2. The variable ξ is increasing along all orbits, i.e. the flow is from left to right.
3. The lines $\rho = 0$ and $\rho = 1$ are invariant.
4. In regions with $g(\xi) > 0$, the variable ρ is decreasing along orbits for $1/2 < \rho < 1$ and is increasing for $0 < \rho < 1/2$. In regions with $g(\xi) < 0$, this monotonicity is reversed. The variable ρ is constant in regions with $g(\xi) = 0$, corresponding to regions where the width of the corridor is constant.
5. The line $\rho = 1/2$ is a line of singularities. Points $(\xi, 1/2)$ with $g(\xi) > 0$ are reached in finite time by the forward flow and the derivative $\dot{\rho}$ blows up there. Similarly, points $(\xi, 1/2)$ with $g(\xi) < 0$ are reached in finite time by the backward flow.
6. The point $p^* = (\xi^*, \frac{1}{2})$ is a canard point of folded saddle type.
7. There exist two (symmetric with respect to the line $\rho = 1/2$) singular canard solutions with orbits S_c and \tilde{S}_c passing smoothly through the singularity located at p^* . The canard S_c crosses from the attracting part of the critical manifold to the repelling one, the (faux) canard \tilde{S}_c crosses from the repelling part of the critical manifold to the attracting one.

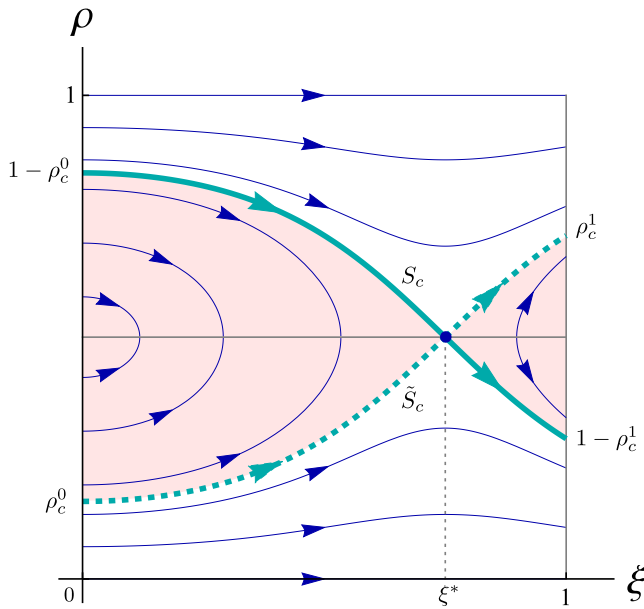


Fig. 2. Illustration of the reduced flow associated to Eqs. (8)–(9) described in Lemma 1 for $k(\xi) = 1 + a \cos(\frac{2\pi\xi}{b})$ and $a = 0.3, b = 1.5$. The solid grey line indicates the line of fold points F (see (13)), whereas the blue dot corresponds to the canard point of folded saddle type p^* . The cyan curves correspond to the canard S_c (solid line) and the (faux) canard \tilde{S}_c (dashed line). The shaded red area represents the region \mathcal{N} defined in Remark 3, which plays no role in the construction of solutions of the boundary value problem (8)–(9).

8. The (faux) canard orbit \tilde{S}_c starts at $\xi = 0, \rho = \rho_c^0 \in (0, 1/2)$ and reaches $\xi = 1$ at $\rho = \rho_c^1 \in (0, 1/2)$. The canard orbit S_c starts at $\xi = 0, \rho = 1 - \rho_c^0 \in (1/2, 1)$ and reaches $\xi = 1$ at $\rho = 1 - \rho_c^1 \in (1/2, 1)$.
9. Solutions starting at $\xi = 0$ with $\rho \in [0, \rho_c^0]$ reach $\xi = 1$ with $\rho \in [0, 1 - \rho_c^1]$. Solutions starting at $\xi = 0$ with $\rho \in (1 - \rho_c^0, 1]$ reach $\xi = 1$ with $\rho \in (\rho_c^1, 1]$.
10. Solutions starting at $\xi = 0$ with $\rho \in (\rho_c^0, 1 - \rho_c^0)$ do not cross the line $\xi = \xi^*$, in particular, they do not reach the line $\xi = 1$. Solutions reaching $\xi = 1$ with $\rho \in (1 - \rho_c^1, \rho_c^0)$ do not cross the line $\xi = \xi^*$ in backwards time, in particular, they do not reach the line $\xi = 0$.
11. An isolated zero of g at say $\xi_0 \neq \xi^*$ corresponds to another folded singularity at $(\xi_0, 1/2)$, which is a folded saddle for $g'(\xi_0) > 0$ and a folded centre for $g'(\xi_0) < 0$. A more degenerate zero of g corresponds to a more degenerate folded singularity. If g is zero on an interval $[\xi_1, \xi_2]$, the density ρ is constant there. In this situation $[\xi_1, \xi_2] \times \{1/2\}$ is a line of equilibria, the endpoints of this line are again degenerate folded singularities.

The properties of the reduced problem described in the Lemma are illustrated in Fig. 2 for a function k which satisfies $k' < 0$ in $(1, \xi^*)$ and $k' > 0$ in $(\xi^*, 1)$.

Remark 2.

- (a) The notation S_c and \tilde{S}_c for the canard orbits is chosen to be consistent with the notation we introduce below for other orbits of the reduced problem in the construction of singular solutions of the boundary value problem.
- (b) The property 11, associated with additional zeros of g (which may occur under our rather general main Assumption on the function k) is mainly included for completeness. In Remark 4, we show that they play no role in the construction of solutions of the boundary value problem, due to property 10, of the Lemma.

Proof. Properties 1.–5. follow directly from the equations. The point p^* is an equilibrium for the desingularised system (17). The matrix associated with the linearisation of (17) at p^* is

$$A := \begin{pmatrix} 0 & -2 \\ -\frac{g'(\xi^*)}{4} & 0 \end{pmatrix}. \tag{18}$$

Since $g'(\xi^*) = k''(\xi^*)/k(\xi^*)$, the assumption $k''(\xi^*) > 0$ translates into $g'(\xi^*) > 0$. This gives $\det A = -\frac{g'(\xi^*)}{2} < 0$, hence p^* is a saddle point for (17) with associated smooth stable and unstable manifolds. For the reduced problem (16) – with the flow direction reversed for $\rho > 1/2$ – the point p^* is a folded saddle [24]. Due to a cancellation of a simple zero on both sides of the ρ -equation in (16), the stable manifold of the saddle is now the (faux) canard \tilde{S}_c , corresponding to a smooth solution passing through the point p^* . Similarly, the unstable manifold of the saddle becomes the canard S_c . This proves properties 6. and 7.

The conserved quantity $k(\xi)j$ of Eq. (15a) translates into the conserved quantity

$$H(\xi, \rho) = k(\xi)\rho(1 - \rho) > 0 \tag{19}$$

of the desingularised system (17), i.e. the level lines of H give the phase portrait. The canard orbits S_c and \tilde{S}_c are the level lines $H(\xi, \rho) = \frac{k(\xi^*)}{4}$. Since k has its global minimum at ξ^* , the canard orbits cannot intersect the (fold) line $\rho = 1/2$. Since in addition, the canard orbits cannot intersect the lines $\rho = 0, \rho = 1$ where $H = 0$, the canard orbits extend to $\xi = 0$ and $\xi = 1$. Thus, assertion 8. follows, with $\rho_c^0 \in (0, 1/2)$ and $\rho_c^1 \in (1/2, 1)$ defined as the solutions of the equations

$$H(0, \rho_c^0) = \frac{k(\xi^*)}{4}, \quad H(1, \rho_c^1) = \frac{k(\xi^*)}{4}.$$

The solutions described in Assertion 9. lie on level lines with $H(\xi, \rho) > H(\xi^*, 1/2)$, the solutions described in Assertion 10. lie on level lines with $H(\xi, \rho) < H(\xi^*, 1/2)$. Together with 8. this implies 9. and 10. \square

Remark 3. Some of the results presented in Lemma 1 can be naturally interpreted in terms of the bottleneck application. The monotonicity property 4. relates to the fact that $g(\xi) > 0$ is equivalent to $k'(x) > 0$, i.e. a widening part of the channel in which the density decreases, and vice versa for $g(\xi) < 0$. Property 9. is linked to the fact that orbits of the reduced flow lying on the repelling part of the critical manifold C_0^r ($\rho < 1/2$) correspond to low density profiles. Similarly, orbits of the reduced flow lying on the attracting part of the critical manifold C_0^a ($\rho > 1/2$) represent high density profiles. Finally, the canard orbit S_c (resp. \tilde{S}_c) correspond to profiles along which changes from high to low (resp. low to high) density occur (see properties 7.–8.). The canard point p^* is the only point where transitions between different density regimes without layers are possible (see property 6.).

The canard S_c and the (faux) canard \tilde{S}_c on C_0 can be described as graphs by means of the following functions

$$\rho_c^+(\xi) := \frac{1}{2} \left(1 + \sqrt{1 - \frac{k(\xi^*)}{k(\xi)}} \right), \tag{20a}$$

$$\rho_c^-(\xi) := \frac{1}{2} \left(1 - \sqrt{1 - \frac{k(\xi^*)}{k(\xi)}} \right), \tag{20b}$$

as follows

$$\begin{aligned} S_c &:= \{(\xi, \rho) : 0 \leq \xi \leq \xi^*, \rho = \rho_c^+(\xi)\} \\ &\quad \cup \{(\xi, \rho) : \xi^* \leq \xi \leq 1, \rho = \rho_c^-(\xi)\}, \\ \tilde{S}_c &:= \{(\xi, \rho) : 0 \leq \xi \leq \xi^*, \rho = \rho_c^-(\xi)\} \\ &\quad \cup \{(\xi, \rho) : \xi^* \leq \xi \leq 1, \rho = \rho_c^+(\xi)\}. \end{aligned} \tag{21}$$

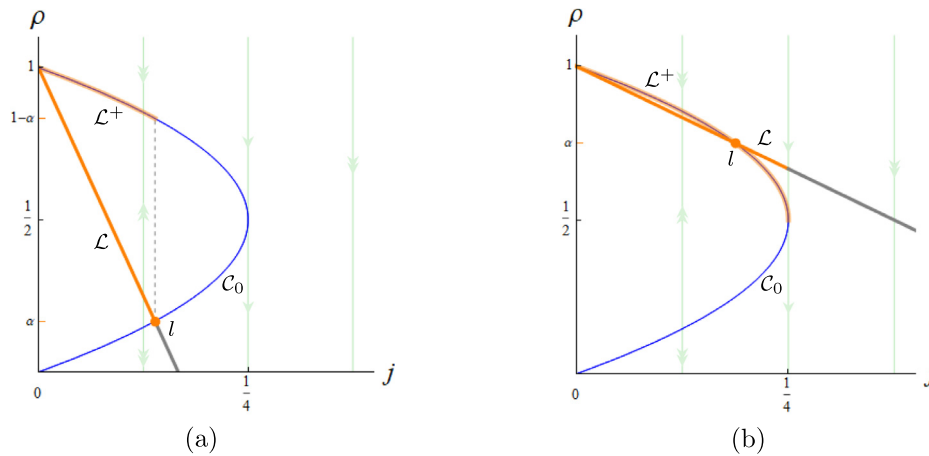


Fig. 3. Schematic representation of \mathcal{L} (orange line) and \mathcal{L}^+ (orange curve) for (a) $0 < \alpha < \frac{1}{2}$ and (b) $\frac{1}{2} < \alpha < 1$. The orange dot corresponds to l , the blue curve represents C_0 , and the green lines correspond to the orbits of the layer problem.

The values ρ_c^0 and ρ_c^1 introduced in Lemma 1 (corresponding to the ρ -values of the (faux) canard) at $\xi = 0$ and $\xi = 1$, respectively, are then given by

$$\rho_c^0 = \rho_c^-(0), \quad \rho_c^1 = \rho_c^+(1). \tag{22}$$

The points of the canard S_c corresponding to $\xi = 0$ and $\xi = 1$ in (j, ξ, ρ) -space which play an important role in the following analysis are

$$\begin{aligned} p_c^0 &:= (\rho_c^0(1 - \rho_c^0), 0, 1 - \rho_c^0), \\ p_c^1 &:= (\rho_c^1(1 - \rho_c^1), 1, 1 - \rho_c^1). \end{aligned} \tag{23}$$

Remark 4. The function g may have zeros $\xi \neq \xi^*$. All these points $(\xi, 1/2)$ are equilibria of the desingularised system (17) but these equilibria and possible canard solutions associated with them are confined to the open region \mathcal{N} bounded by \tilde{S}_c from below and by S_c from above for $\xi < \xi^*$, and by S_c from below and by \tilde{S}_c from above for $\xi > \xi^*$ (see Fig. 2). Since no transitions from $\xi = 0$ to $\xi = 1$ are possible through the region \mathcal{N} , it plays no role in the construction of solutions of the boundary value problem. Since other folded singularities associated with local minima or maxima of k and their associated canard solutions are confined to \mathcal{N} , these also play no role for the boundary value problem.

We now begin the construction of solutions of the boundary value problem (8)–(9) by combining solutions of the reduced problem with solutions of the layer problem in such a way that the boundary conditions are satisfied. Here, it is important to keep in mind that solutions can jump from points on the repelling branch C_0^r of the critical manifold to the attracting branch C_0^a , but not vice versa.

In [1] we have constructed singular solutions in the case of a closing channel using a shooting strategy: we evolved the manifold of boundary conditions at $\xi = 0$ forward and checked whether it intersected the manifold of boundary conditions at $\xi = 1$. This constructive procedure allowed to identify the initial and final values of ρ (namely ρ_0 and ρ_1) for $\varepsilon = 0$. In the bottleneck scenario, however, the presence of a canard point lying in the interior of the spatial domain $[0, 1]$ implies that singular orbits containing segments of the canards S_c or \tilde{S}_c can make slow transitions between the branches of the critical manifold. Most importantly, this allows transitions from the attracting branch back to the repelling branch. We will show that this leads to the new type of transitional profiles, described in the introduction. Due to the special role of the canard point p^* , we modify the shooting strategy by evolving also the manifold of boundary conditions at $\xi = 1$ (backwards) and checking the intersection with

the forward evolution of the manifold of left boundary conditions at $\xi = \xi^*$, where the canard point p^* lies.

In the dynamical systems framework, boundary conditions (9) correspond to two lines in the (j, ξ, ρ) -space, satisfying $j = \alpha(1 - \rho)$ at $\xi = 0$ and $j = \beta\rho$ at $\xi = 1$, respectively. However, admissible boundary conditions – i.e. boundary conditions for which it is possible to construct a solution to the boundary value problem under study – correspond to subsets of these lines consisting of points attracted to C_0^a at $\xi = 0$ by the forward flow of the layer problem and to C_0^r by the backward flow of the layer problem at $\xi = 1$ (see Figs. 3–4). These sets of admissible boundary conditions at $\xi = 0$ and $\xi = 1$ are given explicitly as

$$\mathcal{L} := \{(\alpha(1 - s), 0, s) : \rho_\alpha \leq s \leq 1\}, \tag{24a}$$

$$\mathcal{R} := \{(\beta t, 1, t) : 0 \leq t \leq \rho_\beta\}. \tag{24b}$$

Here

$$\rho_\alpha = \begin{cases} \alpha & \text{if } \alpha \leq \frac{1}{2}, \\ 1 - \frac{1}{4\alpha} & \text{if } \alpha \geq \frac{1}{2}, \end{cases} \tag{25}$$

and

$$\rho_\beta = \begin{cases} 1 - \beta & \text{if } \beta \leq \frac{1}{2}, \\ \frac{1}{4\beta} & \text{if } \beta \geq \frac{1}{2}. \end{cases} \tag{26}$$

The lower and upper bounds ρ_α and ρ_β for the density ρ are caused by the slow-fast structure of the flow: if we would consider a starting point $(\alpha(1 - \rho), 0, \rho)$ with $0 \leq \rho < \rho_\alpha$, the orbit would be immediately repelled to infinity from C_0 , hence connecting to the boundary conditions at $\xi = 1$ is impossible. Analogously, points satisfying $(\beta\rho, 1, \rho)$ with $\rho_\beta < \rho \leq 1$ cannot be endpoints of the singular orbits, since they are repelling for the layer problem.

Thus, the initial and final points of the singular orbits – p_0 and p_1 , respectively – must satisfy

$$p_0 \in \mathcal{L}, \text{ and } p_1 \in \mathcal{R}. \tag{27}$$

The manifold \mathcal{L} intersects with C_0 at $(0, 0, 1)$ and

$$l = (\alpha(1 - \alpha), 0, \alpha), \tag{28}$$

while \mathcal{R} intersects with C_0 at $(0, 1, 0)$ and

$$r = (\beta(1 - \beta), 1, 1 - \beta). \tag{29}$$

For $\varepsilon = 0$, the variable ξ evolves only under the reduced flow (16). Therefore, in order for the singular solution to evolve from $\xi = 0$ to $\xi = 1$, we must connect \mathcal{L} and \mathcal{R} to C_0 . The points l and r

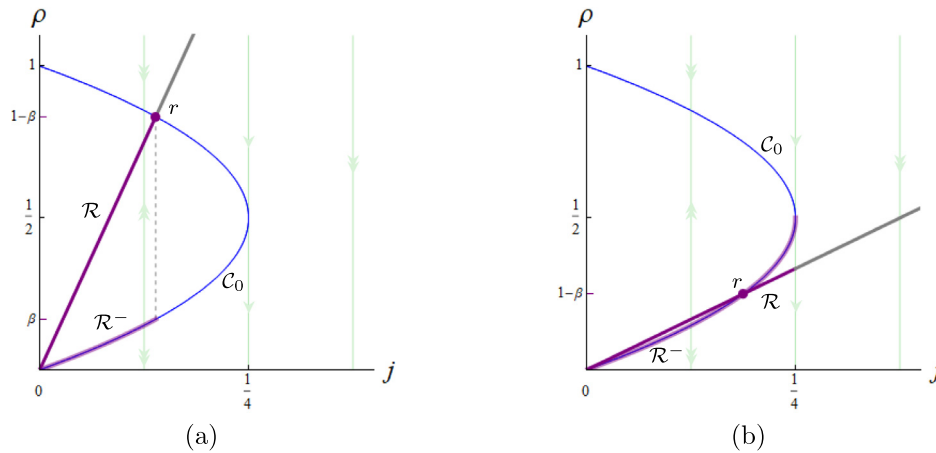


Fig. 4. Schematic representation of \mathcal{R} (purple line) and \mathcal{R}^- (purple curve) for (a) $0 < \beta < \frac{1}{2}$ and (b) $\frac{1}{2} < \beta < 1$. The purple dot corresponds to r , the blue curve represents C_0 , and the green lines correspond to the orbits of the layer problem.

already belong to C_0 . Other points on \mathcal{L} and \mathcal{R} can reach C_0 using the layer problem (11). Tracking the evolution of \mathcal{L} by means of the layer problem at $\xi = 0$ until it reaches C_0 , and analogously the evolution of \mathcal{R} backwards until the layer problem at $\xi = 1$ intersects C_0 , yields two sets (shown in Figs. 3–4):

$$\mathcal{L}^+ := \{(\alpha(1-s), 0, \rho^+(0, s)) : \rho_\alpha \leq s \leq 1\}, \quad (30a)$$

$$\mathcal{R}^- := \{(\beta t, 1, \rho^-(1, t)) : 0 \leq t \leq \rho_\beta\}. \quad (30b)$$

In the following, we use the symbol $\rho^+(0, s)$ to indicate the ρ -value (greater than or equal to $\frac{1}{2}$) reached by the point $(\alpha(1-s), 0, s)$ after its transition from \mathcal{L} to C_0 by means of the layer problem. If the solution (ξ, ρ) of the reduced flow (16) starting at $(0, \rho^+(0, s))$ reaches $\xi = \xi^*$, we denote its value of ρ at $\xi = \xi^*$ by $\rho^+(\xi^*, s)$. In an analogous manner, we introduce the symbol $\rho^-(1, t)$ to indicate the ρ -value (less than or equal to $\frac{1}{2}$) reached by the point $(\beta t, 1, t)$ after its transition from \mathcal{R} to C_0 by means of the layer problem. If the solution (ξ, ρ) of the reduced flow starting at $(1, \rho^-(1, t))$ and flowing backwards reaches $\xi = \xi^*$, we denote its value of ρ at $\xi = \xi^*$ by $\rho^-(\xi^*, t)$.

In general, the explicit expressions for $\rho^+(\xi, s)$ and $\rho^-(\xi, t)$ are given by

$$\rho^+(\xi, s) = \frac{1}{2} \left(1 + \sqrt{1 - 4s(1-s) \frac{k(0)}{k(\xi)}} \right), \quad (31)$$

$$\rho^-(\xi, t) = \frac{1}{2} \left(1 - \sqrt{1 - 4t(1-t) \frac{k(1)}{k(\xi)}} \right).$$

When $\alpha < \frac{1}{2}$, the reduced flow can either start on \mathcal{L}^+ or at l , while for $\alpha > \frac{1}{2}$ it must start on \mathcal{L}^+ . Analogously, when $\beta < \frac{1}{2}$, the reduced flow can either end on \mathcal{R}^- or at r , while for $\beta > \frac{1}{2}$ it must end on \mathcal{R}^- .

Based on this geometric interpretation of the boundary conditions, we proceed with the construction of the singular orbits by connecting $\mathcal{L}^+ \cup l$ and $\mathcal{R}^- \cup r$ by means of the reduced flow (16) on C_0 . In doing so, we first let \mathcal{L}^+ in (30a) flow forward and \mathcal{R}^- in (30b) flow backwards by means of the reduced flow until $\xi = \xi^*$: we call the corresponding sets $\mathcal{L}_{\xi^*}^+$ and $\mathcal{R}_{\xi^*}^-$, respectively:

$$\mathcal{L}_{\xi^*}^+ := \{(\rho^+(\xi^*, s)(1 - \rho^+(\xi^*, s)), \xi^*, \rho^+(\xi^*, s)) : \rho_\alpha \leq s \leq 1\}, \quad (32a)$$

$$\mathcal{R}_{\xi^*}^- := \{(\rho^-(\xi^*, t)(1 - \rho^-(\xi^*, t)), \xi^*, \rho^-(\xi^*, t)) : 0 \leq t \leq \rho_\beta\}. \quad (32b)$$

If $\alpha \geq \frac{1}{2}$ then $l \in \mathcal{L}^+$, and the evolution of l by means of the reduced flow is already included in $\mathcal{L}_{\xi^*}^+$. If $\alpha < \frac{1}{2}$ then $l \notin \mathcal{L}^+$, and therefore the corresponding point at $\xi = \xi^*$ must be defined separately as

$$l_{\xi^*} := \{(\rho^+(\xi^*, \alpha)(1 - \rho^+(\xi^*, \alpha)), \xi^*, 1 - \rho^+(\xi^*, \alpha))\}. \quad (33)$$

Analogously, if $\beta \geq \frac{1}{2}$ then $r \in \mathcal{R}^-$, and the backwards evolution of r by means of the reduced flow is already included in $\mathcal{R}_{\xi^*}^-$. If $\beta < \frac{1}{2}$, however, $r \notin \mathcal{R}^-$, and therefore the corresponding point at $\xi = \frac{1}{2}$ must be defined separately as

$$r_{\xi^*} := \{(\rho^-(\xi^*, 1 - \beta)(1 - \rho^-(\xi^*, 1 - \beta)), \xi^*, 1 - \rho^-(\xi^*, 1 - \beta))\}. \quad (34)$$

We note that the point l_{ξ^*} exists if and only if $\alpha \leq \rho_c^0$; analogously, the point r_{ξ^*} exists if and only if $\beta \leq 1 - \rho_c^1$ (see Remark 4).

A singular orbit is then given by matching the slow and fast pieces obtained by investigating the reduced and layer problems, respectively. More specifically, a singular orbit exists if and only if the intersection between the sets $\mathcal{L}_{\xi^*}^+ \cup l_{\xi^*}$ and $\mathcal{R}_{\xi^*}^- \cup r_{\xi^*}$ is non-empty, and it is unique if this intersection consists of one point. An example of a singular solution constructed via the shooting strategy described above is provided in Fig. 5.

In addition to the canards S_c and \tilde{S}_c introduced above, our analysis of the existence and structure of singular orbits is based on four special orbits $S_\alpha, S_\beta, \tilde{S}_\alpha, \tilde{S}_\beta$ of the reduced flow (see Fig. 6):

- The orbit S_α , defined for each $\alpha \in (0, 1)$, is the one starting at $\rho = \alpha$ at $\xi = 0$. For $\alpha < \rho_c^0$ or $\alpha > 1 - \rho_c^0$, the corresponding final value of ρ at $\xi = 1$ is denoted by $\rho^*(\alpha)$. For $\rho_c^0 < \alpha < 1 - \rho_c^0$, S_α ends on the fold line F and hence $S_\alpha \subset \mathcal{N}$. For $\alpha = \rho_c^0$ or $\alpha = 1 - \rho_c^0$, S_α ends on the canard point p^* at $\xi = \xi^*$, and its continuation for $\xi \in [\xi^*, 1]$ is therefore not uniquely defined.
- The orbit S_β , defined for each $\beta \in (0, 1)$, is the one ending at $\rho = 1 - \beta$ at $\xi = 1$. For $\beta < 1 - \rho_c^1$ or $\beta > \rho_c^1$, the corresponding initial value of ρ at $\xi = 0$ is denoted by $\rho_*(\beta)$. For $1 - \rho_c^1 < \beta < \rho_c^1$, S_β ends on the fold line F and hence $S_\beta \subset \mathcal{N}$. For $\beta = 1 - \rho_c^1$ or $\beta = \rho_c^1$, S_β ends on the canard point p^* at $\xi = \xi^*$ backward in ξ , and its continuation for $\xi \in [0, \xi^*]$ is therefore not uniquely defined.
- For $i = \alpha, \beta$, we define \tilde{S}_i as the reflection of the orbit S_i with respect to $\rho = \frac{1}{2}$.

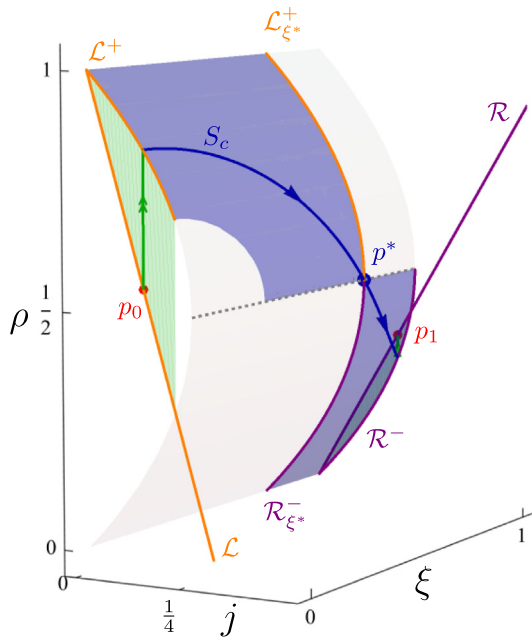


Fig. 5. Schematic representation of a singular solution of (8)–(9) with $a = 0.3$, $b = 1.5$, $\alpha = 0.3$, and $\beta = 0.6$ (i.e. $(\alpha, \beta) \in \mathcal{G}_3$). The solution has boundary layers at $\xi = 0$ and $\xi = 1$, while the slow portion of the orbit coincides with S_c . The red dots at $\xi = 0$ and $\xi = 1$ correspond to the initial and final point p_0 and p_1 , respectively. The dashed grey line represents the line of fold points F . The shaded green regions correspond to the union of fast orbits starting from \mathcal{L} (at $\xi = 0$) and \mathcal{R} (at $\xi = 1$, backwards). Analogously, the blue regions correspond to the union of slow orbits on C_0 starting from \mathcal{L}^+ for $\xi \in [0, \xi^*]$ and from \mathcal{R}^- (backwards) for $\xi \in [\xi^*, 1]$. The orange curves represent the manifold \mathcal{L} of boundary conditions at $\xi = 0$ together with its projection on C_0 at $\xi = 0$ under the action of the fast flow (i.e. \mathcal{L}^+) and the one at $\xi = \xi^*$ under the action of the slow flow (i.e. $\mathcal{L}_{\xi^*}^+$). Analogously, the purple curves represent the manifold \mathcal{R} of boundary conditions at $\xi = 1$ together with its projection on C_0 at $\xi = 1$ under the action of the (backward) fast flow (i.e. \mathcal{R}^-) and the one at $\xi = \xi^*$ under the action of the (backward) slow flow (i.e. $\mathcal{R}_{\xi^*}^-$).

Depending on the values of α and β , one of the orbits S_i , \tilde{S}_i , $i = c, \alpha, \beta$, corresponds to the slow part of the singular orbits we will construct.

Changing α and β influences the orbits S_α , \tilde{S}_α and S_β , \tilde{S}_β . We will show in the following that the (α, β) -dependent mutual position of these orbits determines the type of singular solution of the boundary value problem.

By using the conserved quantity (19), the respective values of $\rho^*(\alpha)$ and $\rho_*(\beta)$ can be computed explicitly:

$$\rho^*(\alpha) := \begin{cases} \frac{1}{2} \left(1 - \sqrt{1 - 4\alpha(1-\alpha)\frac{k(0)}{k(1)}} \right) & \text{if } \alpha < \rho_c^0, \\ \frac{1}{2} \left(1 + \sqrt{1 - 4\alpha(1-\alpha)\frac{k(0)}{k(1)}} \right) & \text{if } \alpha > 1 - \rho_c^0, \end{cases} \quad (35a)$$

$$\rho_*(\beta) := \begin{cases} \frac{1}{2} \left(1 + \sqrt{1 - 4\beta(1-\beta)\frac{k(1)}{k(0)}} \right) & \text{if } \beta < 1 - \rho_c^1, \\ \frac{1}{2} \left(1 - \sqrt{1 - 4\beta(1-\beta)\frac{k(1)}{k(0)}} \right) & \text{if } \beta > \rho_c^1. \end{cases} \quad (35b)$$

Note that $\alpha = 1 - \rho_*(\beta)$ is equivalent to $\beta = \rho^*(\alpha)$.

Based on this, we divide the (α, β) -parameter space into eight regions \mathcal{G}_i , $i = 1, \dots, 8$ defined via the following curves γ_{ij} (here the indices refer to the adjacent regions):

$$\gamma_{12} := \{(\alpha, \beta) : 0 < \alpha \leq \rho_c^0, \beta = 1 - \rho^*(\alpha)\}, \quad (36a)$$

$$\gamma_{13} := \{(\alpha, \beta) : \alpha = \rho_c^0, 1 - \rho_c^1 \leq \beta \leq \rho_c^1\}, \quad (36b)$$

$$\gamma_{17} := \{(\alpha, \beta) : \alpha = 1 - \rho_*(\beta), 0 < \beta \leq 1 - \rho_c^1\}, \quad (36c)$$

$$\gamma_{24} := \{(\alpha, \beta) : \alpha = \rho_c^0, \rho_c^1 \leq \beta < 1\}, \quad (36d)$$

$$\gamma_{34} := \{(\alpha, \beta) : \rho_c^0 \leq \alpha \leq 1 - \rho_c^0, \beta = \rho_c^1\}, \quad (36e)$$

$$\gamma_{35} := \{(\alpha, \beta) : \alpha = 1 - \rho_c^0, 1 - \rho_c^1 \leq \beta \leq \rho_c^1\}, \quad (36f)$$

$$\gamma_{37} := \{(\alpha, \beta) : \rho_c^0 \leq \alpha \leq 1 - \rho_c^0, \beta = 1 - \rho_c^1\}, \quad (36g)$$

$$\gamma_{46} := \{(\alpha, \beta) : \alpha = 1 - \rho_c^0, \rho_c^1 \leq \beta < 1\}, \quad (36h)$$

$$\gamma_{56} := \{(\alpha, \beta) : 1 - \rho_c^0 \leq \alpha < 1, \beta = \rho_c^1\}, \quad (36i)$$

$$\gamma_{58} := \{(\alpha, \beta) : 1 - \rho_c^0 \leq \alpha < 1, \beta = 1 - \rho_c^1\}, \quad (36j)$$

$$\gamma_{78} := \{(\alpha, \beta) : \alpha = \rho_*(\beta), 0 < \beta \leq 1 - \rho_c^1\}. \quad (36k)$$

The above curves correspond to situations where some of the orbits S_i , \tilde{S}_i , $i = c, \alpha, \beta$ defined above coincide. In particular:

- for $(\alpha, \beta) \in \gamma_{12}$, we have $S_\alpha = S_\beta$ (lying in C_0^r);
- for $(\alpha, \beta) \in \gamma_{13} \cup \gamma_{24}$, we have $\tilde{S}_c = S_\alpha$ for $\xi \in [0, \xi^*]$ (i.e. up to the canard point p^*);
- for $(\alpha, \beta) \in \gamma_{17}$, we have $S_\alpha = \tilde{S}_\beta$;
- for $(\alpha, \beta) \in \gamma_{34} \cup \gamma_{56}$, we have $S_c = S_\beta$ for $\xi \in [\xi^*, 1]$ (i.e. up to the canard point p^*);
- for $(\alpha, \beta) \in \gamma_{35} \cup \gamma_{46}$, we have $S_c = S_\alpha$ for $\xi \in [0, \xi^*]$ (i.e. up to the canard point p^*);
- for $(\alpha, \beta) \in \gamma_{37} \cup \gamma_{58}$, we have $\tilde{S}_c = S_\beta$ for $\xi \in [\xi^*, 1]$ (i.e. up to the canard point p^*);
- for $(\alpha, \beta) \in \gamma_{78}$, we have $S_\alpha = S_\beta$ (lying in C_0^a).

Remark 5. Whenever two orbits coincide, their symmetric reflections with respect to $\rho = \frac{1}{2}$ coincide as well.

The eleven curves in (36) split $(0, 1)^2$ into 8 regions \mathcal{G}_i , $i = 1, \dots, 8$ (shown in Fig. 7):

$$\mathcal{G}_1 := \{(\alpha, \beta) : 0 < \alpha < \rho_c^0, \rho^*(\alpha) < \beta < 1 - \rho^*(\alpha)\} \quad (37a)$$

$$\mathcal{G}_2 := \{(\alpha, \beta) : 0 < \alpha < \rho_c^0, 1 - \rho^*(\alpha) < \beta < 1\}, \quad (37b)$$

$$\mathcal{G}_3 := \{(\alpha, \beta) : \rho_c^0 < \alpha < 1 - \rho_c^0, 1 - \rho_c^1 < \beta < \rho_c^1\}, \quad (37c)$$

$$\mathcal{G}_4 := \{(\alpha, \beta) : \rho_c^0 < \alpha < 1 - \rho_c^0, \rho_c^1 < \beta < 1\}, \quad (37d)$$

$$\mathcal{G}_5 := \{(\alpha, \beta) : 1 - \rho_c^0 < \alpha < 1, 1 - \rho_c^1 < \beta < \rho_c^1\}, \quad (37e)$$

$$\mathcal{G}_6 := \{(\alpha, \beta) : 1 - \rho_c^0 < \alpha < 1, \rho_c^1 < \beta < 1\}, \quad (37f)$$

$$\mathcal{G}_7 := \{(\alpha, \beta) : 1 - \rho_*(\beta) < \alpha < \rho_*(\beta), 0 < \beta < 1 - \rho_c^1\}, \quad (37g)$$

$$\mathcal{G}_8 := \{(\alpha, \beta) : \rho_*(\beta) < \alpha < 1, 0 < \beta < 1 - \rho_c^1\}. \quad (37h)$$

In short terms, moving from one region to the other in the (α, β) -parameter space leads to a corresponding change in the structure of the singular solutions.

We will show (in Proposition 1) that within each of these regions the structure of the singular solutions is the same. Note that our construction of singular solutions works also on all the boundary curves defined in (36) except for γ_{17} , $\gamma_{13} \cup \gamma_{24}$, and $\gamma_{37} \cup \gamma_{58}$, where singular solutions are not unique (see Remark 9).

To this aim, we introduce the following eight types of singular solutions (see Figs. 8–9):

Type 1. Singular solutions which start on C_0^r at $\xi = 0$, follow the reduced flow on C_0^r (where ρ increases), and have a layer at $\xi = 1$ in which ρ increases.

Type 2. Singular solutions which start on C_0^r at $\xi = 0$, follow the reduced flow on C_0^r (where ρ increases), and have a layer at $\xi = 1$ in which ρ decreases.

Type 3. Singular solutions which have a layer at $\xi = 0$ in which ρ increases, follow the reduced flow on C_0 (where ρ decreases) passing through the point p^* , and have another layer at $\xi = 1$ in which ρ increases.

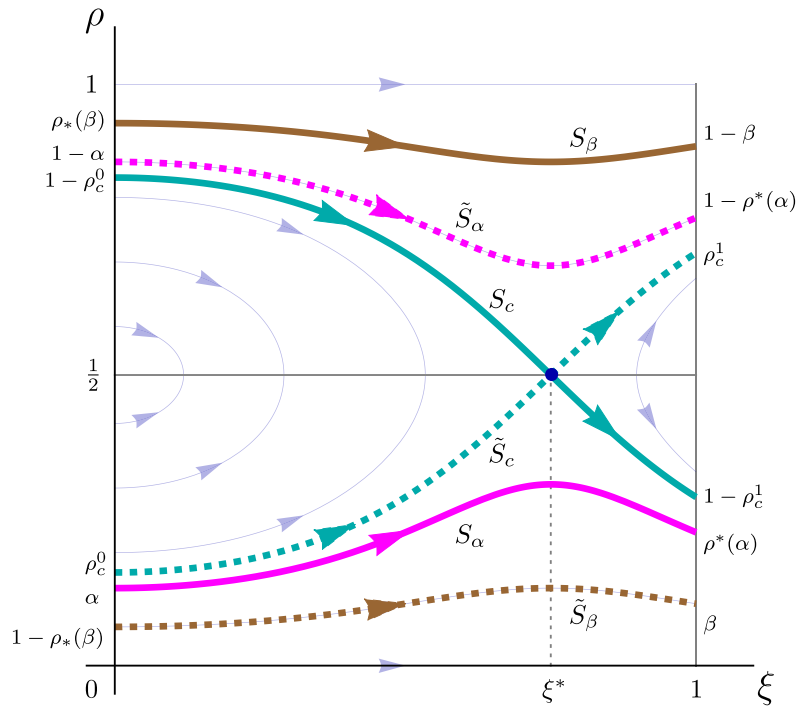


Fig. 6. Schematic illustration of the special orbits $S_c, S_\alpha, S_\beta, \tilde{S}_c, \tilde{S}_\alpha, \tilde{S}_\beta$ in (ξ, ρ) -space in the case $0 < \alpha < \rho_c^0$ and $\rho_c^1 < \beta < 1$. Here $k(\xi) = 1 + a \cos(\frac{2\pi\xi}{b})$ with $a = 0.3, b = 1.5$. The orbit S_c (solid cyan curve) connects $(0, 1 - \rho_c^0)$ and $(1, 1 - \rho_c^1)$, the orbit S_α (solid magenta curve) connects $(0, \alpha)$ and $(1, \rho^*(\alpha))$, and the orbit S_β (solid brown curve) connects $(0, \rho_*(\beta))$ and $(1, 1 - \beta)$ with $\alpha, \beta < \frac{1}{2}$ as in (35). The dashed curves represent the orbits \tilde{S}_c (cyan), \tilde{S}_α (magenta), \tilde{S}_β (brown), which are symmetric to the corresponding solid ones S_c, S_α, S_β with respect to $\rho = \frac{1}{2}$. We note that the orbits $S_\alpha, \tilde{S}_\alpha$ and S_β, \tilde{S}_β switch position in the above diagram as $\alpha, \beta > \frac{1}{2}$.

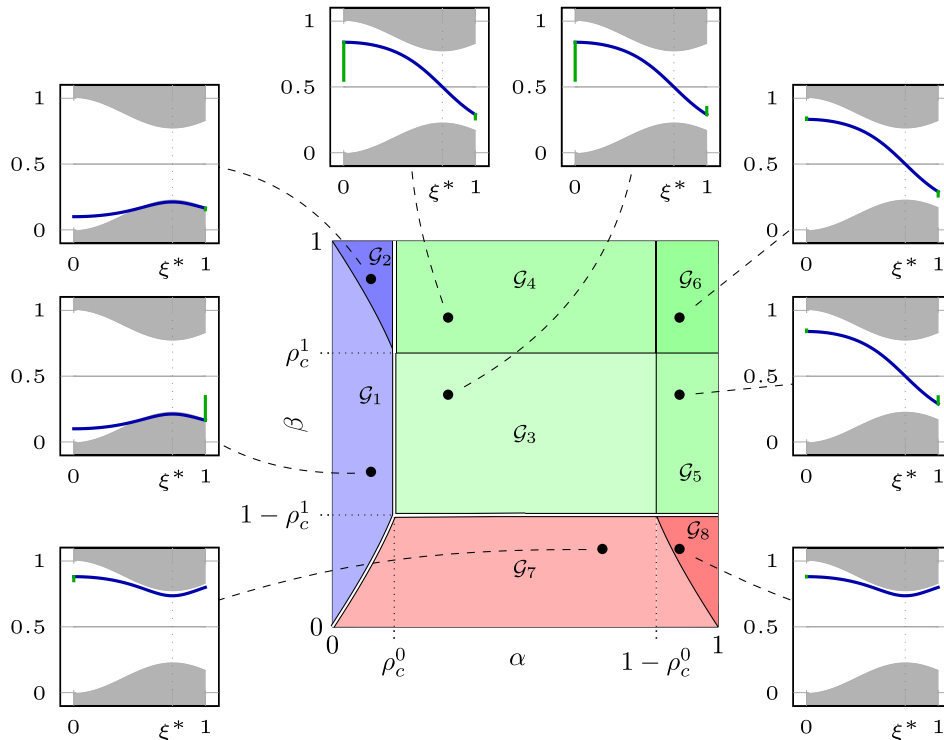


Fig. 7. Representation of the (α, β) bifurcation diagram for $\varepsilon = 0$. Here $k(\xi) = 1 + a \cos(\frac{2\pi\xi}{b})$ with $a = 0.3, b = 1.5$. Red regions correspond to high density, blue regions to low density, and green regions to transitions from high to low density regimes. In the insets, the density ρ is shown as a function of ξ . The blue parts correspond to solutions of the reduced problem (16), whereas the green parts indicate boundary layers. The grey line represents $\rho = \frac{1}{2}$. To help connect the ρ profile with that of k , the height of the central white area is taken proportional to k . Note in particular that it is minimal at ξ^* . In regions $\mathcal{G}_1, \mathcal{G}_2, \mathcal{G}_7$, and \mathcal{G}_8 , ρ has a local extremum at ξ^* , which is in accordance with (31).

- Type 4. Singular solutions which have a layer at $\xi = 0$ in which ρ increases, follow the reduced flow on C_0 (where ρ decreases) passing through the point p^* , and have another layer at $\xi = 1$ in which ρ decreases.
- Type 5. Singular solutions which have a layer at $\xi = 0$ in which ρ decreases, follow the reduced flow on C_0 (where ρ decreases) passing through the point p^* , and have another layer at $\xi = 1$ in which ρ increases.
- Type 6. Singular solutions which have a layer at $\xi = 0$ in which ρ decreases, follow the reduced flow on C_0 (where ρ decreases) passing through the point p^* , and have another layer at $\xi = 1$ in which ρ decreases.
- Type 7. Singular solutions which have a layer at $\xi = 0$ in which ρ increases, and follow the reduced flow on C_0^a (where ρ decreases).
- Type 8. Singular solutions which have a layer at $\xi = 0$ in which ρ decreases and follow the reduced flow on C_0^a (where ρ decreases).

More details about the construction and structure of these singular orbits are given in the proof of the following proposition.

Proposition 1. *Let $k \in C^2([0, 1])$ be a positive function satisfying Assumption (6). Then for each $(\alpha, \beta) \in \mathcal{G}_i, i = 1, \dots, 8$ there exists a unique singular solution Γ^i of type i to (5) composed of segments of orbits of the layer problem (11) and the reduced problem (16) satisfying the boundary conditions.*

Proof. The proof is based on the shooting technique outlined above. Technically speaking, we show that the intersection of the sets $\mathcal{L}_{\xi^*}^+ \cup l_{\xi^*}$ in (32a)–(33) and $\mathcal{R}_{\xi^*}^- \cup r_{\xi^*}$ in (32b)–(34) is non-empty, and in particular consists of one point. This gives us the unique values of ρ_0, ρ_1 for which a singular orbit exists depending on α and β , which in turn allows us to identify the eight types of singular solutions corresponding to the eight regions defined in (37). While we claim the existence of singular solutions only in the open regions $\Gamma^i, i = 1, \dots, 8$ we also comment on the singular configurations where (α, β) lies on the curves γ_{ij} from (36).

In principle there are four possible ways for the intersection between $\mathcal{L}_{\xi^*}^+ \cup l_{\xi^*}$ and $\mathcal{R}_{\xi^*}^- \cup r_{\xi^*}$ to occur; one of these defines four possible profiles corresponding to four regions in (α, β) -parameter space, two of these lead to two possible profiles corresponding to two regions in (α, β) -parameter space, while the fourth case ($l_1 \cap r$) leads to an empty intersection, since l_{ξ^*} and r_{ξ^*} are separated from $\mathcal{L}_{\xi^*}^+$ and $\mathcal{R}_{\xi^*}^-$, respectively, only for $\alpha \leq \rho_c^0$ and $\beta \leq 1 - \rho_c^1$, and in this case they can never coincide. Thus, we are left with:

Case 1: $l_{\xi^*} \cap \mathcal{R}_{\xi^*}^- \neq \emptyset$. From the investigation of this case we obtain orbits of type 1, 2.

Case 2: $\mathcal{L}_{\xi^*}^+ \cap \mathcal{R}_{\xi^*}^- \neq \emptyset$. From the investigation of this case we obtain orbits of type 3, 4, 5, 6.

Case 3: $\mathcal{L}_{\xi^*}^+ \cap r_{\xi^*} \neq \emptyset$. From the investigation of this case we obtain orbits of type 7, 8.

In the following, we examine Cases 1–3 in more detail.

Case 1: $l_{\xi^*} \cap \mathcal{R}_{\xi^*}^- \neq \emptyset$. By definition of l_{ξ^*} , this occurs only when $\alpha \leq \rho_c^0$. In this case, we have $l_{\xi^*} \in \mathcal{R}_{\xi^*}^-$, which implies that $p_0 = l$ and, consequently, $\rho_0 = \alpha$. This implies that in this regime, no boundary layers exist at $\xi = 0$. Moreover, since $\rho(1, s) = \rho^*(\alpha)$, following the flow of the layer problem until it hits \mathcal{R} we obtain

$$\rho_1 = \frac{\alpha(1 - \alpha)k(0)}{\beta k(1)}. \tag{38}$$

In this case, the singular orbit consists in a slow motion along C_0^l followed by a layer at $\xi = 1$. The nature of this layer – in particular its orientation – depends on α and β as follows:

- When $\alpha < \rho_c^0$ and $\rho^*(\alpha) < \beta < 1 - \rho^*(\alpha)$, i.e. for $(\alpha, \beta) \in \mathcal{G}_1$, ρ increases along the boundary layer at $\xi = 1$. The corresponding singular solution is therefore of type 1 (see Fig. 8(a)).
- When $\alpha < \rho_c^0$ and $\beta > 1 - \rho^*(\alpha)$, i.e. for $(\alpha, \beta) \in \mathcal{G}_2$, ρ decreases along the boundary layer at $\xi = 1$. Therefore, the corresponding singular solution is of type 2 (see Fig. 8(b)).

We note that when $\alpha < \rho_c^0$ and $\beta = 1 - \rho^*(\alpha)$ (i.e. on γ_{12}) there is no layer at $\xi = 1$.

Case 2: $\mathcal{L}_{\xi^*}^+ \cap \mathcal{R}_{\xi^*}^- \neq \emptyset$. We observe that by definition $\mathcal{L}_{\xi^*}^+ \subset C_0^a$ and $\mathcal{R}_{\xi^*}^- \subset C_0^l$. Thus, this case corresponds to having $\alpha \geq \rho_c^0$ and $\beta \geq 1 - \rho_c^1$ and their non-empty intersection is realised at the canard point p^* (see (14)). This implies that the slow segment of these singular orbits is the canard orbit S_c .

In particular, since $\rho^+(\xi^*, s) = \frac{1}{2} = \rho^-(\xi^*, t)$, it follows that $\rho^+(0, s) = 1 - \rho_c^0$ and $\rho^-(1, t) = 1 - \rho_c^1$. Consequently, the start/end point of the reduced flow are fixed by the canard and correspond to p_c^0 and p_c^1 respectively, whereas boundary layers at $\xi = 0, 1$ may arise depending on α and β . It is then possible to determine the starting and ending points of the orbit by following the flow of the layer problem (backwards at $\xi = 0$ and forward at $\xi = 1$); this leads to

$$\rho_0 = 1 - \frac{k(\xi^*)}{4\alpha k(0)}, \quad \rho_1 = \frac{k(\xi^*)}{4\beta k(1)}. \tag{39}$$

In particular, we have:

- When $\rho_c^0 < \alpha < 1 - \rho_c^0$, ρ increases along the boundary layer at $\xi = 0$. Additionally:
 - If $1 - \rho_c^1 < \beta < \rho_c^1$, i.e. for $(\alpha, \beta) \in \mathcal{G}_3$, ρ increases along the boundary layer at $\xi = 1$. This implies that the singular orbit is of type 3 (see Fig. 8(c)).
 - If $\rho_c^1 < \beta < 1$, i.e. for $(\alpha, \beta) \in \mathcal{G}_4$, ρ decreases along the boundary layer at $\xi = 1$. This implies that the singular orbit is of type 4 (see Fig. 8(d)).
- When $1 - \rho_c^0 < \alpha < 1$, ρ decreases along the boundary layer at $\xi = 0$. Additionally:
 - If $1 - \rho_c^1 < \beta < \rho_c^1$, i.e. for $(\alpha, \beta) \in \mathcal{G}_5$, ρ increases along the boundary layer at $\xi = 1$. This implies that the singular orbit is of type 5 (see Fig. 9(a)).
 - If $\rho_c^1 < \beta < 1$, i.e. for $(\alpha, \beta) \in \mathcal{G}_6$, ρ decreases along the boundary layer at $\xi = 1$. This implies that the singular orbit is of type 6 (see Fig. 9(b)).

We note that when $\alpha = 1 - \rho_c^0$ and $\beta \geq 1 - \rho_c^1$ (i.e. on $\gamma_{35} \cup \gamma_{46}$) we have no boundary layer at $\xi = 0$. Moreover, when $\beta = \rho_c^1$ and $\alpha \geq \rho_c^0$ (i.e. on $\gamma_{34} \cup \gamma_{56}$) we have no boundary layer at $\xi = 1$.

Case 3: $\mathcal{L}_{\xi^*}^+ \cap r_{\xi^*} \neq \emptyset$. By definition of r_{ξ^*} , this occurs only when $\beta < 1 - \rho_c^1$. In this case, we have $r_{\xi^*} \in \mathcal{L}_{\xi^*}^+$, which implies that $p_1 = r$ and, consequently, $\rho_1 = 1 - \beta$ (i.e., no boundary layers emerge at $\xi = 1$). Moreover, since $\rho(0, s) = \rho_*(\beta)$, following the layer problem backwards until it hits \mathcal{L} , we obtain

$$\rho_0 = 1 - \frac{\beta(1 - \beta)k(1)}{\alpha k(0)}. \tag{40}$$

Consequently, the slow motion is here entirely contained in C_0^a and there is a boundary layer at $\xi = 0$, whose nature depends on α as follows:

- If $1 - \rho_*(\beta) < \alpha < \rho_*(\beta)$ and $0 < \beta < 1 - \rho_c^1$, i.e. if $(\alpha, \beta) \in \mathcal{G}_7$, ρ is increasing and the singular solution is of type 7 (see Fig. 9(c)).

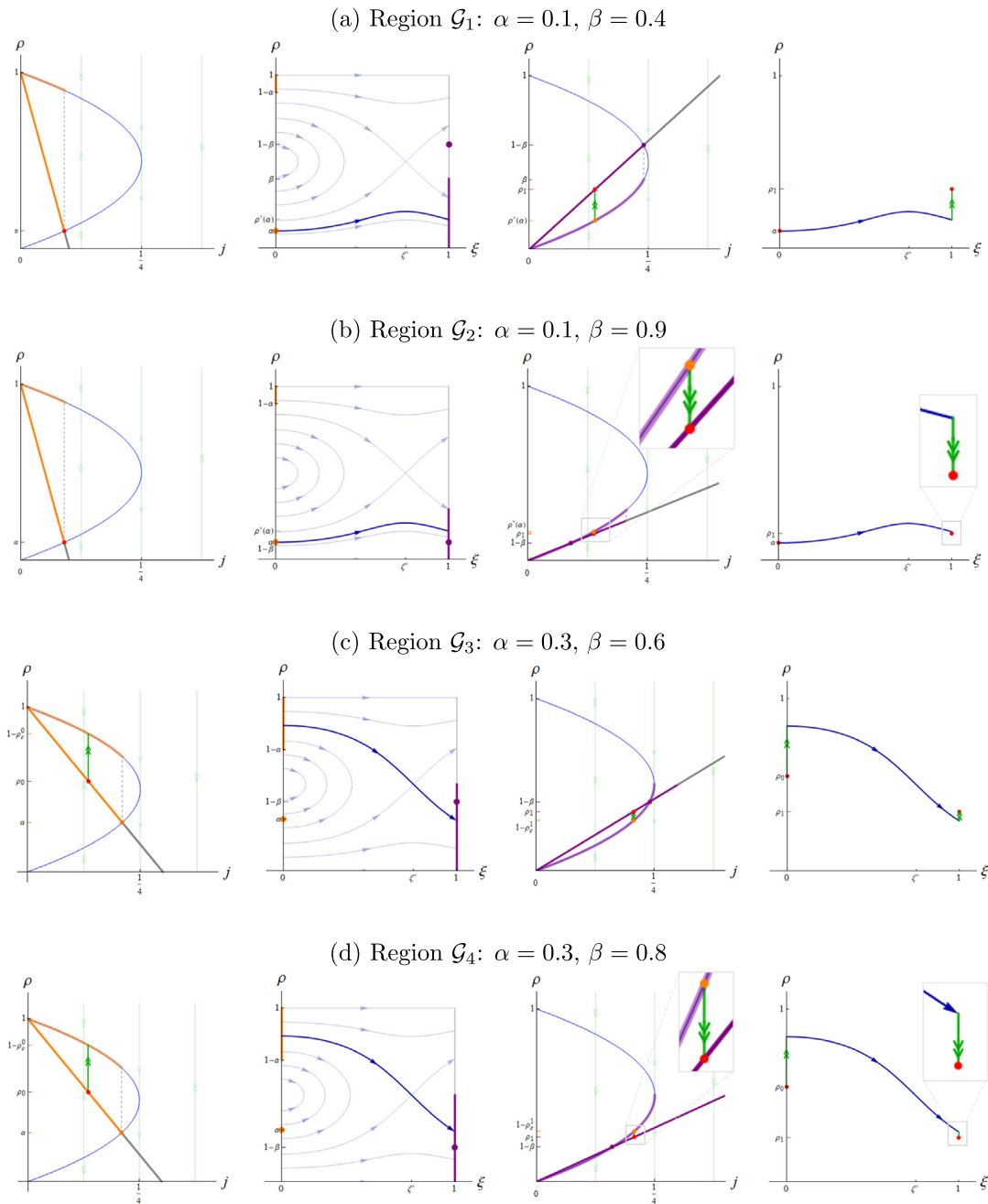


Fig. 8. Schematic representation of singular solutions of type 1–4 (rows 1–4, respectively). *First column:* Boundary conditions at $\xi = 0$ in (j, ρ) -space: the orange line is \mathcal{L} , while the orange curve is \mathcal{L}^+ . The red dot represents p_0 and the green line illustrates the layer where ρ increases (type 3, 4). *Second column:* Slow evolution on c_0 (blue curve). The orange lines are the projection of \mathcal{L} and \mathcal{L}^+ on c_0 , while the purple one represents the projection of \mathcal{R}^- on c_0 . The orange dot corresponds to l , while the purple dot corresponds to r . For orbits of type 3 and 4 the slow flow involves the passage through the canard point p^* . *Third column:* Boundary conditions at $\xi = 1$ in (j, ρ) -space. The red dot corresponds to p_1 , while the purple line and curve represent the manifolds \mathcal{R} and \mathcal{R}^- , respectively. The green line corresponds to the layer of the singular orbit where ρ increases (type 1–3)/decreases (type 2–4). *Fourth column:* Singular solution in (ξ, ρ) -space.

- If $\rho_*(\beta) < \alpha < 1$ and $0 < \beta < 1 - \rho_c^1$, i.e. if $(\alpha, \beta) \in \mathcal{G}_8$, ρ is decreasing, and we have a singular solution of type 8 (see Fig. 9(d)).

We note that when $\alpha = \rho_*(\beta)$ and $\beta < 1 - \rho_c^1$ (i.e. on γ_{78}), there are no boundary layers. \square

Remark 6. The construction in Case 3 is essentially the same as the one in Case 1 upon reversal of the flow direction in (8).

Remark 7. Singular solutions of type 1, 2, 7, and 8 can be obtained also applying the same strategy used in [1, Proposition

2], as their slow portion is entirely contained in one of the two halves of the critical manifold (C_0^r in the case of type 1, 2, C_0^l in the case of type 7, 8). Therefore, it would be possible to only focus on the flow of the manifold \mathcal{L} of left boundary conditions up to $\xi = 1$ and check its intersection with the projection of the manifold \mathcal{R} of right boundary conditions on C_0 .

Remark 8. Different values of $k(0)$, $k(1)$, and $k(\xi^*)$ influence the structure of the bifurcation diagram sketched in Fig. 7 only quantitatively. In particular, the smaller $k(\xi^*)$ is, the larger regions \mathcal{G}_i , $i = 3, 4, 5, 6$ are, consequently reducing the sizes of regions \mathcal{G}_i ,

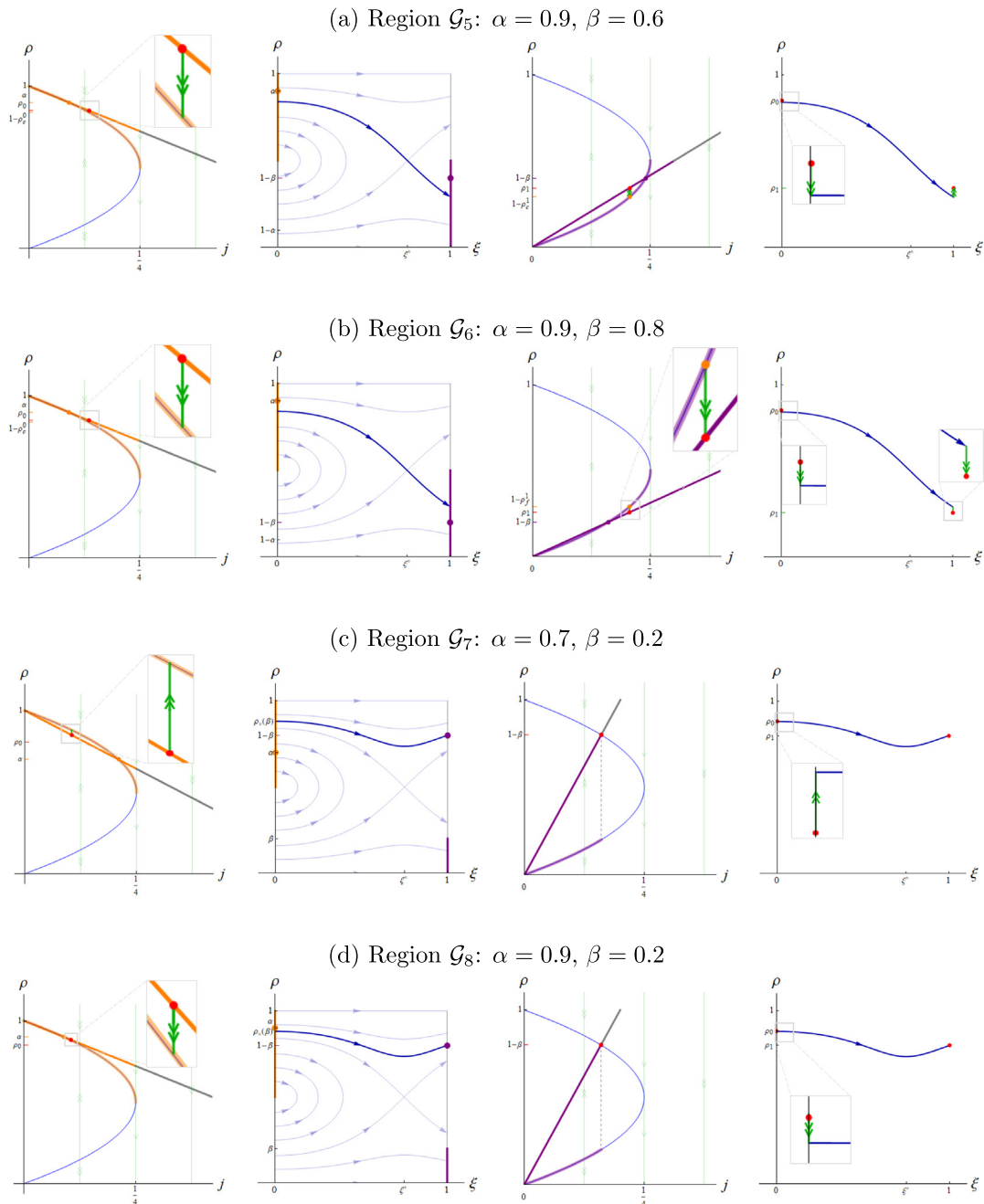


Fig. 9. Schematic representation of singular solutions of type 5–8 (rows 1–4, respectively). *First column:* Boundary conditions at $\xi = 0$ in (j, ρ) -space: the orange line is \mathcal{L} , while the orange curve is \mathcal{L}^+ . The red dot represents p_0 and the green line illustrates the layer where ρ increases (type 7)/decreases (type 5, 6, 8). *Second column:* Slow evolution on C_0 (blue curve). The orange lines are the projection of \mathcal{L} and \mathcal{L}^+ on C_0 , while the purple one represents the projection of \mathcal{R}^- on C_0 . The orange dot corresponds to l , while the purple dot corresponds to r . For orbits of type 5 and 6 the slow flow involves the passage through the canard point p^* . *Third column:* Boundary conditions at $\xi = 1$ in (j, ρ) -space. The red dot corresponds to p_1 , while the purple line and curve represent the manifolds \mathcal{R} and \mathcal{R}^- , respectively. The green line corresponds to the layer of the singular orbit where ρ increases (type 5)/decreases (type 6). *Fourth column:* Singular solution in (ξ, ρ) -space.

$i = 1, 2, 7, 8$. Recall that smaller values of $k(\xi^*)$ correspond to a narrower bottleneck.

Remark 9 (Degenerate Cases Including Continua of Singular Solutions). When $\alpha \leq \rho_c^0$ and $\beta = \rho^*(\alpha)$ – i.e. when $(\alpha, \beta) \in \gamma_{17}$ – we have that both $\mathcal{L}_{\xi^*}^+ \cap \mathcal{R}_{\xi^*}^-$ and $l_{\xi^*} \cap \mathcal{R}_{\xi^*}^-$ are non-empty. Consequently, there are two possible reduced solutions, satisfying (see Fig. 10(a))

$$(a) \begin{cases} \rho(0, s) = \alpha, \\ \rho(1, s) = \beta, \end{cases} \quad \text{or} \quad (b) \begin{cases} \rho(0, s) = 1 - \alpha, \\ \rho(1, s) = \rho_1 = 1 - \beta. \end{cases} \quad (41)$$

In this case, we have a continuum of singular solutions, since at any $\xi \in [0, 1]$ it is possible to jump from the slow trajectory of the reduced flow in (a) to the one in (b) via the flow of the layer problem. Analogously, we obtain a continuum of singular solutions when $\alpha = \rho_c^0, \beta \geq 1 - \rho_c^1$, i.e. when $(\alpha, \beta) \in \gamma_{13} \cup \gamma_{24}$. In this case, in fact, we have that both $\mathcal{L}_{\xi^*}^+ \cap \mathcal{R}_{\xi^*}^-$ and $l_{\xi^*} \cap \mathcal{R}_{\xi^*}^-$ are non-empty, and therefore there are two possible reduced solutions (with jumps possible at any $\xi \in [0, \xi^*]$ via the flow of the layer problem) satisfying (see Fig. 10(b))

$$(c) \begin{cases} \rho(0, s) = \rho_c, \\ \rho(1, s) = 1 - \rho_c^1, \end{cases} \quad \text{or} \quad (d) \begin{cases} \rho(0, s) = 1 - \rho_c, \\ \rho(1, s) = 1 - \rho_c^1. \end{cases} \quad (42)$$

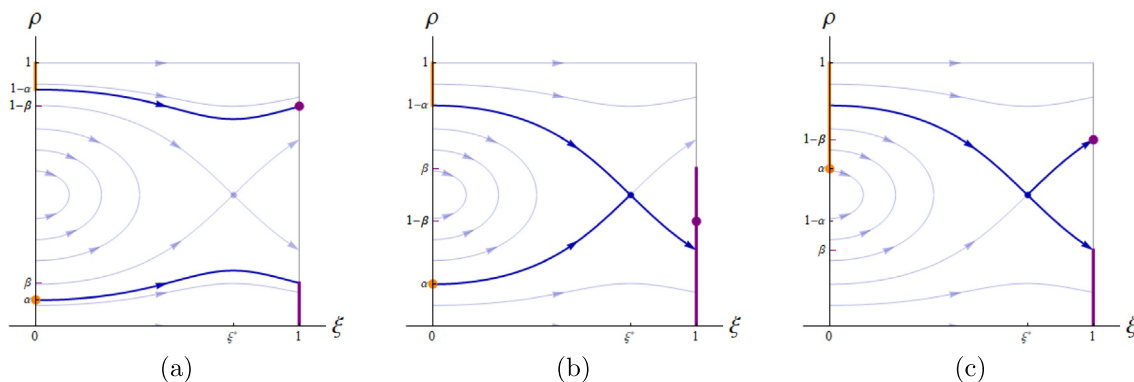


Fig. 10. Schematic representation in (ξ, ρ) -space of the slow portions (blue curves) of the possible singular orbits for (a) $(\alpha, \beta) \in \gamma_{17}$, (b) $(\alpha, \beta) \in \gamma_{13} \cup \gamma_{24}$, and (c) $(\alpha, \beta) \in \gamma_{37} \cup \gamma_{58}$. The orange and purple curves correspond to the projection of \mathcal{L}^+ and \mathcal{R}^- , respectively, on the (ξ, ρ) -space. Fast jumps from the slow solution in C_0^a to the slow solution in C_0^r are possible (a) at each $\xi \in [0, 1]$, (b) for $\xi \in [0, \xi^*]$, and (c) for $\xi \in [\xi^*, 1]$.

A last example of such a situation is given by $\alpha \geq \rho_c^0, \beta = 1 - \rho_c^1$, i.e. when $(\alpha, \beta) \in \gamma_{37} \cup \gamma_{58}$. Here, both $\mathcal{L}_{\xi^*}^+ \cap \mathcal{R}_{\xi^*}^-$ and $\mathcal{L}_{\xi^*}^+ \cap \mathcal{R}_{\xi^*}^+$ are non-empty, leading again to two possible reduced solutions (with jumps possible at any $\xi \in [\xi^*, 1]$ via the flow of the layer problem) satisfying (see Fig. 10(c))

$$(c) \begin{cases} \rho(0, s) = 1 - \frac{k(\xi^*)}{4\alpha k(0)}, \\ \rho(1, s) = \rho_c^1, \end{cases} \quad \text{or} \quad (d) \begin{cases} \rho(0, s) = 1 - \frac{k(\xi^*)}{4\alpha k(0)}, \\ \rho(1, s) = 1 - \rho_c^1. \end{cases} \quad (43)$$

Since in these degenerate cases singular solutions are not unique, our method based on transversality arguments to infer persistence of singular solutions to (5a)–(5b) for $0 < \varepsilon \ll 1$ does not apply. Moreover, at the point $\alpha = \rho_c^0, \beta = 1 - \rho_c^1$ – i.e. at the intersection of γ_{17}, γ_{13} , and γ_{37} – the situation is even more degenerate as the three previous scenarios collide. We leave the analysis of these more delicate situations for future work.

We now prove that the singular solutions from Proposition 1 perturb to solutions of (5a)–(5b) for ε sufficiently small.

Theorem 1. Let $k \in C^2([0, 1])$ be a positive function satisfying the assumption in (6). For each $(\alpha, \beta) \in \mathcal{G}_i, i = 1, \dots, 8$, the boundary value problem (5) has a unique solution $\rho(x, \alpha, \beta, \varepsilon)$ for ε sufficiently small. In the phase-space formulation (10), this solution corresponds to an orbit Γ_ε^i which is $\mathcal{O}(\varepsilon^\mu)$ -close to Γ^i in terms of Hausdorff distance, with $\mu = 1$ for $i = 1, 2, 7, 8$ and $\mu = 1/2$ for $i = 3, 4, 5, 6$.

Proof. The solutions for ε small are obtained by perturbing from the singular solutions $\Gamma^i, i = 1, \dots, 8$. More precisely, for $i = 1, 2, 7, 8$ we show that the manifold obtained by flowing the line \mathcal{L} of points corresponding to the boundary conditions at $\xi = 0$ for ε small intersects the line \mathcal{R} of points corresponding to the boundary conditions at $\xi = 1$ in a point which is close to the corresponding point of the singular solution. For $i = 3, 4, 5, 6$, on the other hand, we show that the manifold obtained by flowing the line \mathcal{L} of points corresponding to the boundary conditions at $\xi = 0$ to $\xi = \xi^*$ for ε small intersects the manifold obtained by flowing backwards the line \mathcal{R} of points corresponding to the boundary conditions at $\xi = 1$ to $\xi = \xi^*$ in a point which is close to the corresponding point of the singular solution. Analogously to Proposition 1, this is done by considering three cases.

Case 1: $(\alpha, \beta) \in \mathcal{G}_i, i = 1, 2$. In this case, the proof is completely analogous to Case 1 in [1, Theorem 2]. In particular, it is possible to show that for $0 < \varepsilon \ll 1$ the (forward) flow defined by (8) takes a suitable small segment of \mathcal{L} to a smooth, two-dimensional manifold $\mathcal{M}_{0,\varepsilon}$, which reduces to a curve $\mathcal{L}_{1,\varepsilon}$ when projected in

the plane $\xi = 1$. Such a curve intersects \mathcal{R} in a point $p_{1,\varepsilon}$ which corresponds to the right end-point of the solution of the boundary value problem. The full solution for $\xi \in [0, 1]$ is then obtained by following the flow backward from $p_{1,\varepsilon}$ to $\xi = 0$. In this case, the perturbed orbits are $\mathcal{O}(\varepsilon)$ close to the corresponding singular ones as the perturbations are C^1 and $\mathcal{O}(\varepsilon)$ due to regular perturbation theory near the boundary layers and Fenichel theory near reduced flow segments.

Case 2: $(\alpha, \beta) \in \mathcal{G}_i, i = 3, 4, 5, 6$. In this case, the singular solution starts with a layer connecting the point $p_0 \in \mathcal{L}$ to the point p_c^0 on S_c , then follows the canard through the canard point p^* up to $\xi = 1$, and finally ends with another layer connecting p_c^1 with the point $p_1 \in \mathcal{R}$.

To prove the persistence of this singular orbit, we flow the line \mathcal{L} of boundary conditions at $\xi = 0$ forward, the line \mathcal{R} of boundary conditions at $\xi = 1$ backward, and show that they intersect transversally at $\xi = \xi^*$ for ε small. Since the singular solution involves the point p^* on the non-hyperbolic fold line F and the emergence of a canard, results on extending GSPT to such problems [24] are needed here.

Fenichel theory [14] implies that away from the fold line F (compact subsets of) C_0^a and C_0^r perturb smoothly to the slow manifolds C_ε^a and C_ε^r , respectively. The results in [24, Theorem 4.1] imply that in a neighbourhood of the canard point p^* the manifolds C_ε^a and C_ε^r intersect transversally in a maximal canard S_ε^c (close to S_c) for ε sufficiently small. As in case 1, consider a small segment of \mathcal{L} containing p_0 and denote its extension by the forward flow of (10) by $\mathcal{M}_{0,\varepsilon}$ for ε small. Analogously, consider a small segment of \mathcal{R} containing p_1 and denote its extension by the backward flow of (10) by $\mathcal{M}_{1,\varepsilon}$ for ε small (again a smooth, two-dimensional manifold). By Fenichel theory, the manifolds $\mathcal{M}_{0,\varepsilon}$ and $\mathcal{M}_{1,\varepsilon}$ are exponentially close to C_ε^a and C_ε^r , away from boundary layer regions close to \mathcal{L} and \mathcal{R} , respectively. Therefore, $\mathcal{M}_{0,\varepsilon}$ and $\mathcal{M}_{1,\varepsilon}$ also intersect transversally in a unique orbit, which is the unique solution to the boundary value problem (see Fig. 11). Here, the $\mathcal{O}(\varepsilon^{1/2})$ distance between the perturbed and the corresponding singular solutions follows from the blow-up analysis in [24], since the effect of the perturbation in the scaling chart of the blow-up transformation is of the order $\varepsilon^{1/2}$.

Case 3: $(\alpha, \beta) \in \mathcal{G}_i, i = 7, 8$. This case can be proved following the same approach as in [1, Theorem 2], and in particular is completely analogous to Case 1 upon reversal of the flow direction. \square

3. Numerical experiments

In this section, we present some numerical results for the steady-state problem (5) which support the analysis of Section 2.

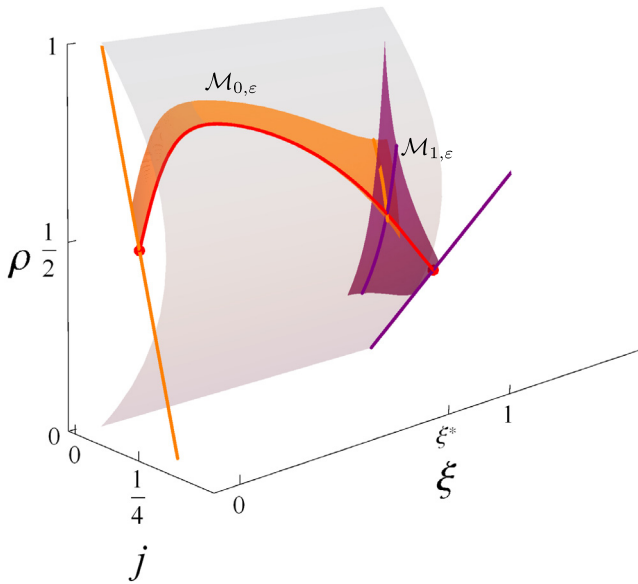


Fig. 11. Schematic representation of a solution (continuous red curve) to the full problem (5a)–(5b) obtained for $(\alpha, \beta) \in \mathcal{G}_4$ with the strategy discussed in Case 2 of Theorem 1. The orange and purple manifolds represent $\mathcal{M}_{0,\varepsilon}$ in $[0, \xi^* + \eta]$ and $\mathcal{M}_{1,\varepsilon}$ in $[\xi^* - \eta, 1]$ with $\eta = 1/18$, respectively, whereas the red dots at $\xi = 0$ and $\xi = 1$ correspond to the initial and final point of the orbit. These manifolds intersect transversally at $\xi = \xi^*$, providing the uniqueness of the obtained solution. The passage close to the canard point p^* leads to the $\mathcal{O}(\varepsilon^{1/2})$ distance from the corresponding singular orbit.

More details about the numerical method employed here can be found in [1]. All results are obtained for $\varepsilon = 10^{-3}$.

We first set $k(\xi) = 1 + a \cos(\frac{2\pi\xi}{b})$, a choice that was already considered in Fig. 7 in the singular case. For $\varepsilon \neq 0$, Fig. 12 illustrates some typical profiles, one per region defined by the GSPT analysis. The values chosen for α and β are the same as in Fig. 7, the solutions are qualitatively very close.

Next, investigate more realistic choices for k , which should mimic a corridor with a bottleneck. We consider two regions of constant width that are connected by a narrower section in the middle. In particular, we consider a “supergaussian” profile for k :

$$k(\xi) = w_e - (w_e - w_m)e^{-|\frac{\xi - \xi^*}{d}|^6},$$

where w_e, w_m, d and ξ^* are positive parameters, corresponding to the width of the wider regions at the left and right, the width of the narrow middle section, the neck length and the neck position, respectively. We pick $w_e = 1$ and consider both $w_m = 0.9$, corresponding to wider neck and $w_m = 0.5$ which gives a more pronounced neck. The other parameters are taken as $w_e = 1, d = 0.2, \xi^* = 0.6$, which gives a satisfactory, asymmetric width profile as shown in Fig. 13.

Some characteristic profiles are shown in Fig. 14, along with the 8 regions defined by the GSPT analysis above. The selected values of the parameter pair α and β are picked with exactly one pair value per region, and the same for both $w_m = 0.9$ and $w_m = 0.5$. The parameters α and β are also chosen away from the 0 and 1, since those values lead to almost constant solutions for regions $\mathcal{G}_1, \mathcal{G}_2, \mathcal{G}_7$, and \mathcal{G}_8 , which correspond to the blue and red shaded areas. All chosen values are stated in Table 1.

Generally speaking, we have three parameters ranges of interest, within which the stationary solutions share the same qualitative behaviour:

- Small α (which corresponds to low inflow as in the blue regions \mathcal{G}_1 and \mathcal{G}_2), which leads to low density stationary

Table 1
Parameters for Fig. 14.

	\mathcal{G}_1	\mathcal{G}_2	\mathcal{G}_3	\mathcal{G}_4	\mathcal{G}_5	\mathcal{G}_6	\mathcal{G}_7	\mathcal{G}_8
α	0.119	0.128	0.5	0.5	0.881	0.881	0.5	0.941
β	0.5	0.941	0.5	0.881	0.5	0.881	0.119	0.128

states with $\rho < \frac{1}{2}$ and a boundary layer on the right boundary.

- Small β (which corresponds to low outflow as in the red regions \mathcal{G}_7 , and \mathcal{G}_8), which leads to high density stationary states with $\rho > \frac{1}{2}$ and a boundary layer on the left boundary.
- Large values of α and β (corresponding to high inflow and outflow regimes as in the green regions \mathcal{G}_3 to \mathcal{G}_6), leading to density profiles going from high density on the left (before the bottleneck) to low density on the right (after). In this case, boundary layers are present on both boundaries.

Inside these three areas, solutions seem to depend only weakly on α and β , which affect the height of the boundary layers only. It is only across the boundary between these areas (white lines) that pronounced qualitative changes occur.

Impact of the width of the bottleneck. We now turn our attention to the influence of w_m on the solutions. The first obvious difference in Fig. 14 is the larger square in the centre for small w_m , which corresponds to the region \mathcal{G}_3 in the singular analysis. This is explained by the very simple dependency of both ρ_c^0 and ρ_c^1 (which bound \mathcal{G}_3) on k , see (35).

In the regions of low (resp. high) density, in blue (resp. red) in Fig. 14, the density ρ is roughly constant on large parts of the domain, with variations at the boundaries as well as at the front and back of the narrow section. Outside of it, ρ takes similar values for both $w_m = 0.9$ and $w_m = 0.5$. Inside, however, ρ takes values much closer to $1/2$ for $w_m = 0.5$. Indeed, where ρ is almost constant, the flux can be approximated as $J = k\rho(1 - \rho)$; since J is independent of x , lower values of k correspond to ρ closer to $1/2$. This also seems to indicate that in both the low and high density phases, the flux J for given (α, β) only depends weakly on w_m .

This numerical observation confirms the analytical results of Proposition 1 for the singular case ($\varepsilon = 0$). We have in fact that in the regions of low (resp. high) density, studied in Case 1, corresponding to regions \mathcal{G}_1 and \mathcal{G}_2 (resp. 3, corresponding to \mathcal{G}_7 , and \mathcal{G}_8), the density at the entrance (resp. exit) is given by α (resp. β) and hence is not affected by the features of the bottleneck. It follows that $J = \alpha(1 - \alpha)$ (resp. $J = \beta(1 - \beta)$).

In the green region (which could be argued to correspond to the so-called maximum flux phase for constant k), the situation is different. Although the profiles are qualitatively similar with a transition between a high density to a low density plateau, the densities for $w_m = 0.5$ (wider bottleneck, top) are much closer to $1/2$ for the values of α and β which are considered. This relates to a higher flux for the wider bottleneck.

The computational results in these regions correspond to the analysis of Case 2 (regions \mathcal{G}_3 to \mathcal{G}_6), a situation in which the density changes significantly (i.e. a boundary layer) in proximity of both the entrance and the exit, immediately preceded by a region where it is approximately constant. The density value in these areas is defined by $1 - \rho_c^0$ and $1 - \rho_c^1$, respectively. With the choice of parameters in Table 1, the approximation $k \simeq 1$ holds, at least in the first and last 10% of the domain; we then get from its definition that ρ_c^0 (resp. ρ_c^1) is increasing (resp. decreasing) w.r.t w_m . In fact, we have

$$1 - \rho_c^0 \simeq \rho_c^1 \simeq \frac{1}{2} \left(1 + \sqrt{1 - w_m} \right) \quad \text{and} \quad J \simeq \frac{1}{4} w_m,$$

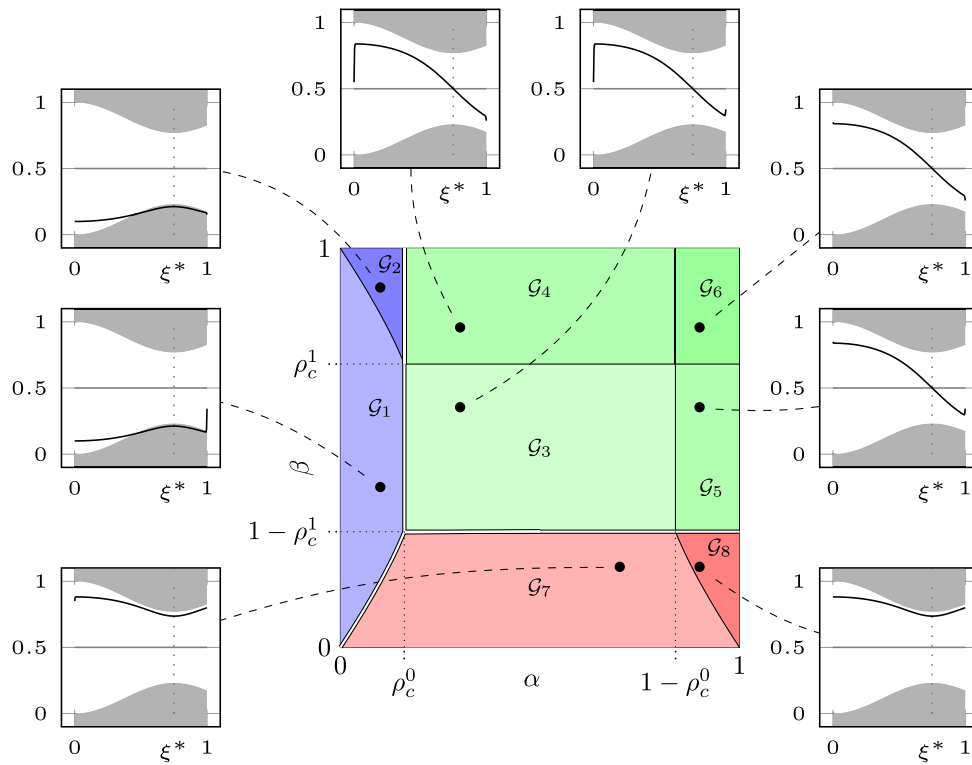


Fig. 12. (α, β) phase diagram for $k(\xi) = 1 + a \cos(\frac{2\pi\xi}{b})$ with $a = 0.3, b = 1.5$. The insets show the *non-singular* stationary density ρ as a function of ξ for $\varepsilon = 10^{-3}$. To help connect the ρ profile with that of k , the height of the central white area is taken proportional to k . Note in particular that it is minimal at ξ^* . In regions $\mathcal{G}_1, \mathcal{G}_2, \mathcal{G}_7$, and \mathcal{G}_8 , ρ has a local extremum close to ξ^* .

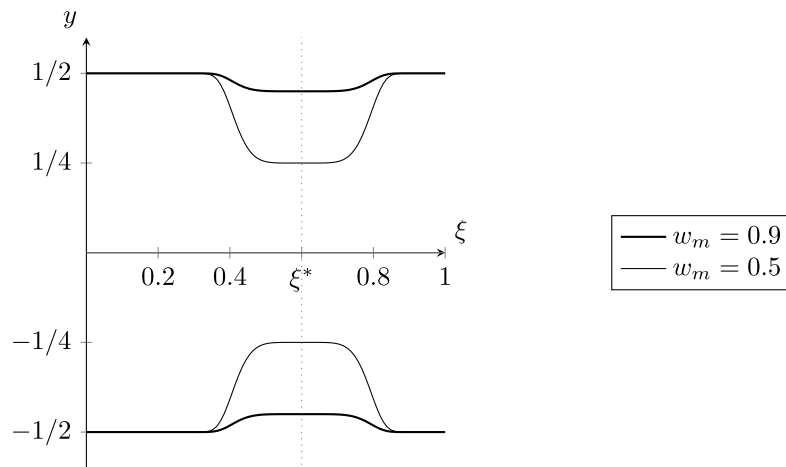


Fig. 13. Representation of the 2D domain associated with a supergaussian k . The thick and bold lines correspond to $w_m = 0.5$ and $w_m = 0.9$, respectively.

so that J grows linearly with the width of the neck and eventually reaches $1/4$ for $w_m = 1$, the maximum value for a straight channel. This is in agreement with the numerical observations described above.

To summarise, the influence of the width of the neck in this case is two-fold. First, in terms of (α, β) , the green region grows larger and eventually completely fills the parameter space as the neck-width goes to zero. Second, it is in this region that w_m has a noticeable effect on the flux J , which depends linearly on w_m , as one would expect intuitively.

Remark 10. The observations above are independent of the choice of k , provided that $k(0) = k(1) = 1$ and that the minimum of k is nondegenerate. In the singular case, one obtains an explicit expression for J , which we write as $J_k(\alpha, \beta)$ to emphasise the dependency on k, α and β :

$$J_k(\alpha, \beta) = \begin{cases} \alpha(1 - \alpha) & \alpha \leq \rho_c^0 \wedge \alpha \leq \beta, \\ \beta(1 - \beta) & \beta \leq 1 - \rho_c^1 \wedge \beta \leq \alpha, \\ \frac{1}{4} \min_{\xi} k(\xi) & \text{otherwise.} \end{cases}$$

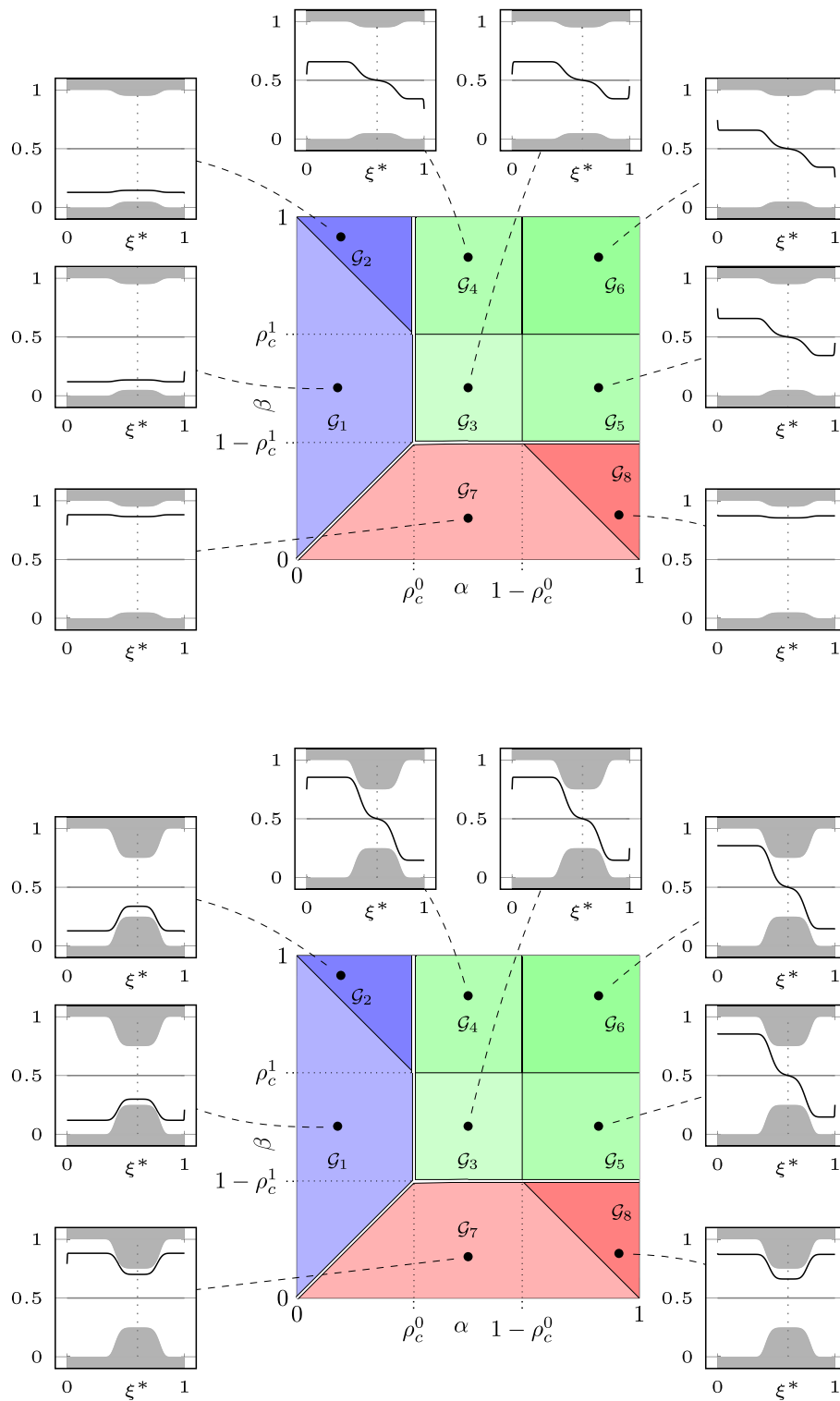


Fig. 14. Singular phase diagrams in the (α, β) parameter space from the GSPT analysis for the supergaussian k along with some typical *non-singular* solutions for $w_m = 0.9$ (top) and $w_m = 0.5$ (bottom), for $\varepsilon = 10^{-3}$. To help connect the ρ profile with that of k , the height of the central white area is taken proportional to k . Note in particular that it is minimal at ξ^* . In regions $\mathcal{G}_1, \mathcal{G}_2, \mathcal{G}_7$, and \mathcal{G}_8 , ρ has a local extremum close to ξ^* .

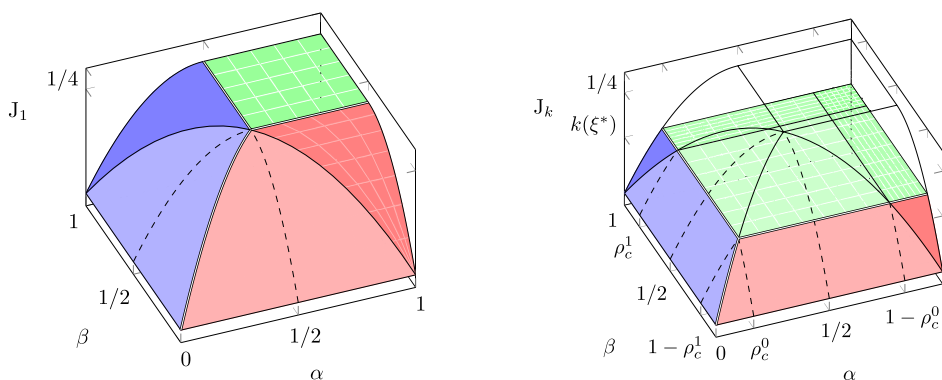


Fig. 15. Illustration of the flow J_1 (solid colours on the left, wireframe on the right) and J_k (solid colours on the right) as a function of α and β . Recall that $\rho_c^{0,1} \rightarrow \frac{1}{2}$ as $k(\xi^*) \rightarrow 1$, so that from the green rectangles, only the darker one (top right) remains in the limit.

In particular, we have that $J_k(\alpha, \beta) = \min \{J_1(\alpha, \beta), \min_{\xi} k(\xi)\}$. This is illustrated in Fig. 15. This means that as $\min_{\xi} k(\xi)$ decreases, the flow $J_k(\alpha, \beta)$ will saturate, i.e. reach its maximum, faster as α and β increase. The maximum of J_k will also decrease linearly with $\min_{\xi} k(\xi)$. Numerical experiments with two narrow sections of varying width suggest that this applies also for functions k with several (nondegenerate) critical points.

4. Conclusion

In this work, we investigate the steady-states of a 1D area averaged model describing pedestrian dynamics for unidirectional flows in domains that have a bottleneck. In the proposed model, information about the geometry enters as a nonhomogeneous factor acting both on the diffusive and convective terms. We investigate the case in which this factor admits an isolated minimum, which corresponds to the bottleneck. The stationary profiles exhibit a multi-scale nature, which we analyse using GSPT. Methods from GSPT are commonly used to construct solutions to boundary value problems on infinite domains, often in the setting of travelling wave solutions. Dynamically, such solutions correspond to heteroclinic or homoclinic orbits connecting equilibria which correspond to the boundary values at infinity. Boundary value problems on finite domains have received less attention in the framework of GSPT, but see e.g. [17–19]. Our investigation allows us to thoroughly understand the influence of inflow and outflow rates (α and β , respectively) on the structure of the solutions and, in particular, on the formation of boundary layers. The main novelty of our analysis is the observation that the point of minimal width of the bottleneck corresponds to a canard point, where an unexpected extended passage along the repelling branch of the critical manifold occurs. Thus, the geometry of the bottleneck induces the emergence of canard solutions corresponding to transitions from high to low density near the point of minimal width of the bottleneck, which were not present in the channel scenario analysed previously [1]. This causes changes in the associated bifurcation diagram which have not been observed and investigated before. We show that profiles of this type exist in a significant region in the (α, β) -parameter space, whose size increases as the bottleneck becomes narrower. The implications of this result and the potential existence of qualitatively similar behaviour in more realistic models of pedestrian flows is an interesting question for further research.

In order to test the ability of our 1D reduction to capture the essential dynamics of the original two-dimensional model, we plan to suitably calibrate and validate our model as a next step. As observed in [1], the quality of the proposed 1D area averaged approximation depends on the parameter regime considered; we will therefore investigate further averaging assumptions to overcome these issues in the next steps of our research.

CRedit authorship contribution statement

Annalisa Iuorio: Conceptualization, Formal analysis, Writing – original draft, Writing – review & editing, Visualization, Project administration. **Gaspard Jankowiak:** Conceptualization, Formal analysis, Writing – original draft, Writing – review & editing, Visualization, Software. **Peter Szmolyan:** Conceptualization, Formal analysis, Writing – original draft, Writing – review & editing, Supervision. **Marie-Therese Wolfram:** Conceptualization, Formal analysis, Writing – original draft, Writing – review & editing, Supervision.

Declaration of competing interest

The authors declare no conflict of interest.

Data availability

No data was used for the research described in the article.

Acknowledgements

AI acknowledges support from an FWF Hertha Firnberg Research Fellowship (T 1199-N). AI is member of Gruppo Nazionale per la Fisica Matematica (GNFM), Istituto Nazionale di Alta Matematica (INdAM).

References

- [1] A. Iuorio, G. Jankowiak, P. Szmolyan, M.-T. Wolfram, A PDE model for unidirectional flows: stationary profiles and asymptotic behaviour, *J. Math. Anal. Appl.* (2022) 126018.
- [2] M. Burger, J.-F. Pietschmann, Flow characteristics in a crowded transport model, *Nonlinearity* 29 (11) (2016) 3528–3550.
- [3] M. Burger, B. Schlake, M.-T. Wolfram, Nonlinear Poisson–Nernst–Planck equations for ion flux through confined geometries, *Nonlinearity* 25 (4) (2012) 961.
- [4] M. Burger, P. Markowich, J.-F. Pietschmann, Continuous limit of a crowd motion and herding model: analysis and numerical simulations, *Kinet. Relat. Models* 4 (4) (2011) 1025–1047.
- [5] J. Dolbeault, G. Jankowiak, P. Markowich, Stationary solutions of Keller–Segel-type crowd motion and herding models: Multiplicity and dynamical stability, *Math. Mech. Complex Syst.* 3 (3) (2015) 211–242.
- [6] M. Di Francesco, J. Rosado, Fully parabolic Keller–Segel model for chemotaxis with prevention of overcrowding, *Nonlinearity* 21 (11) (2008) 2715.
- [7] K. Painter, T. Hillen, Volume-filling and quorum-sensing in models for chemosensitive movement, *Can. Appl. Math. Q.* 10 (4) (2002) 501–543.
- [8] M. Di Francesco, P.A. Markowich, J.-F. Pietschmann, M.-T. Wolfram, On the Hughes’ model for pedestrian flow: The one-dimensional case, *J. Differential Equations* 250 (3) (2011) 1334–1362.

- [9] M. Burger, S. Hittmeir, H. Ranetbauer, M.-T. Wolfram, Lane formation by side-stepping, *SIAM J. Math. Anal.* 48 (2) (2016) 981–1005.
- [10] N. Bellomo, L. Gibelli, A. Quaini, A. Reali, Towards a mathematical theory of behavioral human crowds, *Math. Models Methods Appl. Sci.* 32 (02) (2022) 321–358.
- [11] E. Cristiani, B. Piccoli, A. Tosin, *Multiscale Modeling of Pedestrian Dynamics*, Volume 12, Springer, 2014, <http://dx.doi.org/10.1007/978-3-319-06620-2>.
- [12] B. Maury, S. Faure, *Crowds in Equations: An Introduction to the Microscopic Modeling of Crowds*, World Scientific, 2018.
- [13] M. Bruna, M. Burger, J.-F. Pietschmann, M.-T. Wolfram, *Active crowds*, in: *Active Particles*, Volume 3, Springer International Publishing, 2021, pp. 35–73.
- [14] N. Fenichel, Geometric singular perturbation theory for ordinary differential equations, *J. Differential Equations* 31 (1) (1979) 53–98.
- [15] C.K.R.T. Jones, Geometric singular perturbation theory, in: *Dynamical Systems*, Springer Berlin Heidelberg, 1995, pp. 44–118.
- [16] C. Kuehn, *Multiple Time Scale Dynamics*, Springer International Publishing, 2015.
- [17] M. Hayes, T.J. Kaper, N. Kopell, K. Ono, On the application of geometric singular perturbation theory to some classical two point boundary value problems, *Int. J. Bifurcation Chaos* 08 (02) (1998) 189–209.
- [18] A. Iuorio, N. Popović, P. Szmolyan, Singular perturbation analysis of a regularized MEMS model, *SIAM J. Appl. Dyn. Syst.* 18 (2) (2019) 661–708.
- [19] C. Kuehn, N. Berglund, C. Bick, M. Engel, T. Hurth, A. Iuorio, C. Soresina, A general view on double limits in differential equations, *Physica D* 431 (2022) 133105.
- [20] J. Hong, C.-H. Hsu, B.-C. Huang, Existence and uniqueness of generalized stationary waves for viscous gas flow through a nozzle with discontinuous cross section, *J. Differential Equations* 253 (4) (2012) 1088–1110.
- [21] J. Hong, C.-H. Hsu, W. Liu, Inviscid and viscous stationary waves of gas flow through contracting–expanding nozzles, *J. Differential Equations* 248 (1) (2010) 50–76.
- [22] M.J. Lighthill, G.B. Whitham, On kinematic waves ii. a theory of traffic flow on long crowded roads, *Proc. R. Soc. Lond. Ser. A* 229 (1178) (1955) 317–345.
- [23] P.I. Richards, Shock waves on the highway, *Oper. Res.* 4 (1) (1956) 42–51.
- [24] P. Szmolyan, M. Wechselberger, Canards in \mathbb{R}^3 , *J. Differential Equations* 177 (2) (2001) 419–453.
- [25] B. Derrida, An exactly soluble non-equilibrium system: the asymmetric simple exclusion process, *Phys. Rep.* 301 (1–3) (1998) 65–83.
- [26] A. Schadschneider, Traffic flow: a statistical physics point of view, *Phys. A* 313 (1–2) (2002) 153–187.
- [27] C.T. MacDonald, J.H. Gibbs, Concerning the kinetics of polypeptide synthesis on polyribosomes, *Biopolymers* 7 (5) (1969) 707–725.
- [28] B. Derrida, E. Domany, D. Mukamel, An exact solution of a one-dimensional asymmetric exclusion model with open boundaries, *J. Stat. Phys.* 69 (3–4) (1992) 667–687.
- [29] A.J. Wood, A totally asymmetric exclusion process with stochastically mediated entrance and exit, *J. Phys. A* 42 (44) (2009) 445002, 10.
- [30] P. Szmolyan, M. Wechselberger, Relaxation oscillations in \mathbb{R}^3 , *J. Differential Equations* 200 (1) (2004) 69–104.
- [31] C. Chicone, *Ordinary Differential Equations with Applications*, Springer, 2006.