






## RESEARCH ARTICLE

# Total synthesis of [ $^{13}\text{C}_2$ ]-labeled phytosiderophores of the mugineic and avenic acid families

Nicolas Kratena<sup>1</sup>  | Markus Draskovits<sup>1</sup>  | Nina Biedermann<sup>1</sup>  |  
Eva Oburger<sup>2</sup>  | Christian Stanetty<sup>1</sup> 

<sup>1</sup>Institute of Applied Synthetic Chemistry,  
TU Wien, Vienna, Austria

<sup>2</sup>Institute of Soil Research, BOKU Vienna,  
Tulln, Austria

## Correspondence

Christian Stanetty, Institute of Applied  
Synthetic Chemistry, TU Wien,  
Getreidemarkt 9, 1060, Vienna, Austria.  
Email: [christian.stanetty@tuwien.ac.at](mailto:christian.stanetty@tuwien.ac.at)

We, herein, report the synthesis of  $^{13}\text{C}_2$ -labeled natural products from the mugineic acid and avenic acid family. These phytosiderophores (“plant iron carriers”) are built up from non-proteinogenic amino acids and play a key role in micronutrient uptake in gramineous plants. In this work, two central building blocks are prepared from labeled starting materials ( $^{13}\text{C}_2$ -bromoacetic acid,  $^{13}\text{C}_2$ -glycine) and further employed in our recently reported divergent, branched synthetic strategy delivering eight isotopically labeled phytosiderophores. The required labeled building blocks ( $^{13}\text{C}_2$ -L-allylglycine and a related hydroxylated derivative) were prepared via enantioselective phase-transfer catalysis and enantio- and diastereoselective aldol condensation with a chiral auxiliary, respectively, both potentially valuable themselves for other synthetic routes toward labeled (natural) products.

## KEYWORDS

avenic acid, divergent synthesis, mugineic acid, phytosiderophores

## 1 | INTRODUCTION

Essential micronutrients are extremely important for the survival of all living beings and encompass substances like vitamins, amino acids, or minerals. In humans, micronutrient malnutrition causes impaired growth and cognitive development as well as low disease resistance.<sup>1</sup> The development of micronutrient rich plant crops is considered the most cost-effective and sustainable approach to battle this “hidden hunger.”<sup>2,3</sup> Thus, understanding the mechanisms involved in plant micronutrient acquisition is a pre-requisite for successful plant breeding programs.

Even though mineral micronutrients, like Fe, Cu, or Zn, are abundant in the earth’s crust, low solubility limits the availability for plants due to differences in soil mineral

composition and pH. Thus, plants have established different strategies to increase their uptake of these ions. With regard to Fe, two acquisition mechanisms have evolved. All non-gramineous plants rely on a multistep process including acidifying the rhizosphere, reducing Fe (III) to Fe (II) via enzymes on the cell wall and complexation of the Fe (II) followed by uptake into the cell (Strategy I).<sup>3–6</sup> In contrast, all gramineous plants synthesize so-called phytosiderophores (PS) that are secreted into the surrounding soil (so-called rhizosphere where complexation of insoluble Fe (III) can take place. The metal-PS complex is transported back into the cell where the metal ion is liberated.<sup>7</sup> The biosynthesis and secretion of PS are upregulated if the plant experiences micronutrient deficiency.<sup>8</sup>

In order to further elucidate the micronutrient acquisition system of these gramineous plants, PS are required

This is an open access article under the terms of the [Creative Commons Attribution-NonCommercial](https://creativecommons.org/licenses/by-nc/4.0/) License, which permits use, distribution and reproduction in any medium, provided the original work is properly cited and is not used for commercial purposes.

© 2023 The Authors. *Journal of Labelled Compounds and Radiopharmaceuticals* published by John Wiley & Sons Ltd.

as analytical tools in natural form to develop sensitive analytical approaches to allow accurate detection of PS in plant and soil samples<sup>9</sup> and to study the micronutrient mobilization efficiency of PS in different soils.<sup>10,11</sup> Furthermore, isotopically labeled forms of natural compounds are of particular importance in biological research as they allow to trace compounds of interest through biological systems and to determine process rates.<sup>12</sup> Additionally, labeled compounds serve as internal standards significantly improving accuracy of quantification approaches.<sup>13</sup> In the context of a multidisciplinary project our group established an efficient, divergent synthesis of non-labeled PS.<sup>14</sup> In this work, we extended the developed methodology to produce <sup>13</sup>C<sub>2</sub>-labeled PS in an affordable and efficient manner. It constitutes a second-generation synthesis of these important natural products in labeled form, moving from our earlier disclosed singular synthesis of <sup>13</sup>C<sub>4</sub>-deoxymugineic acid<sup>15</sup> to a divergent approach toward eight different <sup>13</sup>C<sub>2</sub>-labeled PS from the mugineic acid family (I–VI) and the avenic acid family (VII, VIII).

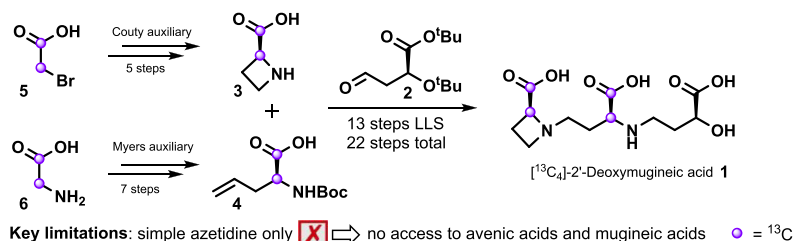
Based on results by our collaborators,<sup>9–13</sup> the middle fragment of the targets was identified as a suitable, highly

conserved site for labeled atoms to be introduced. Relating this to the previously described synthetic strategy, the problem can be focused on the preparation of middle building blocks **7** and **8** with <sup>13</sup>C-isotope labels at C-1 and C-2 (see Scheme 1). For hydroxy-containing building block **8**, a modified version of our own synthesis can be carried out starting from <sup>13</sup>C<sub>2</sub>-glycine **6** instead of standard glycine.<sup>14</sup> The allylglycine subunit **7** could be traced back to <sup>13</sup>C<sub>2</sub>-bromoacetic acid **5** and obtained by a classic phase-transfer catalyzed asymmetric amino acid synthesis.<sup>16–30</sup>

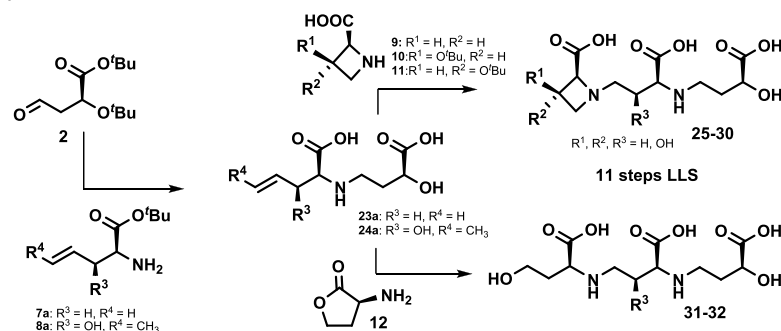
## 2 | RESULTS AND DISCUSSION

The synthesis of *tert*-butyl <sup>13</sup>C<sub>2</sub>-L-allylglycine **7** commenced with protection of the carboxylic acid moiety of <sup>13</sup>C<sub>2</sub>-bromoacetic acid **5** by treatment with condensed isobutene and Amberlyst 15 (see Scheme 2), according to a previously published procedure.<sup>31</sup> The protected product **13** was obtained in quantitative yield and subjected to the next step without further purification. The imine-group required for the alkylation reaction was introduced by

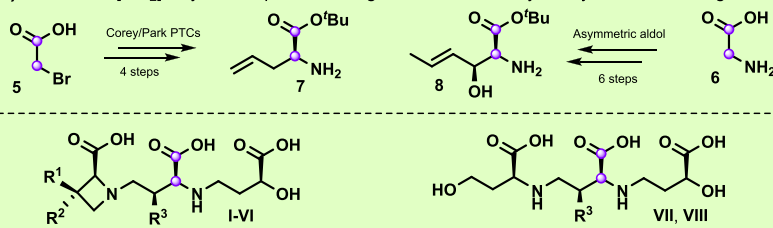
### (A) Previous work: [<sup>13</sup>C<sub>4</sub>]-2'-Deoxymugineic acid synthesis in a west-to-east approach<sup>11</sup>



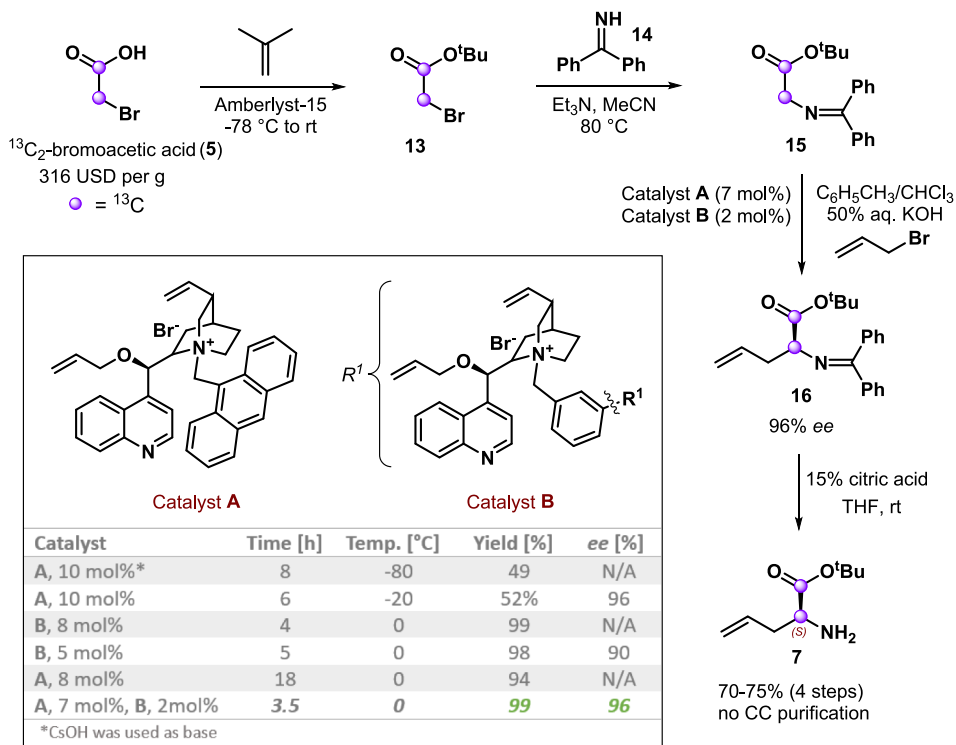
### (B) Previous work: Divergent synthesis of phytosiderophores (East-to-West)<sup>10</sup>



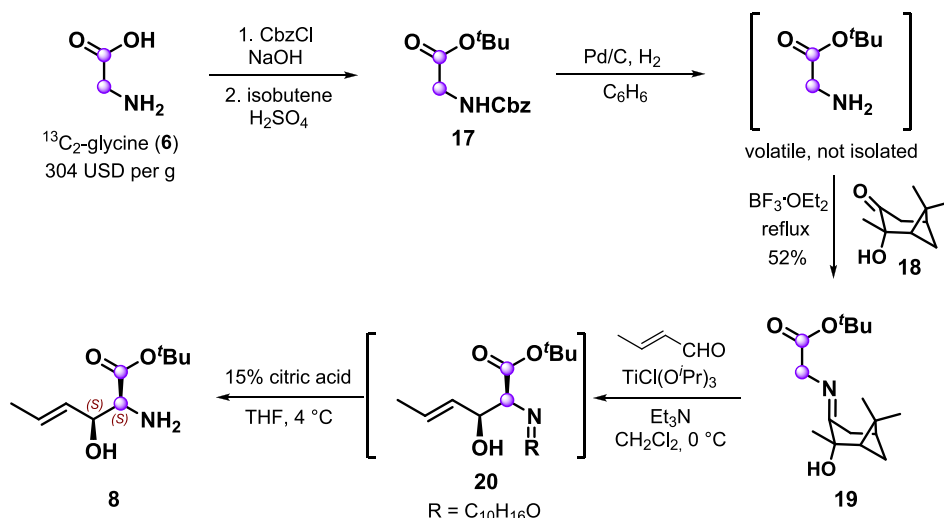
### (C) This work: [<sup>13</sup>C<sub>2</sub>]-Phytosiderophores through efficient assembly of key labelled building blocks



**SCHEME 1** Convergent approach toward eight phytosiderophores with labels on middle building blocks.



**SCHEME 2** Synthesis of  $^{13}\text{C}_2$ -(L)-allylglycine **7** from  $^{13}\text{C}_2$ -bromoacetic acid **5**.



**SCHEME 3** Synthesis of labeled amino alcohol **8** from  $^{13}\text{C}_2$ -glycine **6**.

nucleophilic displacement of the bromine with benzophenone imine **14** in acetonitrile. The product **15** was isolated in quantitative yield and good purity (ca. 85%–90%) with the main impurity consisting of hydrolyzed benzophenone. The crude product was subjected to phase-transfer catalyzed alkylation under conditions developed by Jew and coworkers<sup>22</sup> using a novel mixture of PTCs **A** and **B** developed by previous studies,<sup>22,28–30</sup> respectively. The use of this 7/2 mixture of catalysts was crucial to obtain a speedy conversion (ca. 4 h) at 0°C while retaining excellent enantioselectivity (96% *ee*) and yield as per the table in Scheme 2

(last entry). The resulting allylglycine imine **16** was finally hydrolyzed with aqueous citric acid providing  $^{13}\text{C}_2$ -L-allylglycine **7** in 70%–75% yield over four steps. The purity of the product after acid/base extraction was already very good and thus did not require any additional chromatographic purification. The isotopically enriched compound **7** was isolated in a comparable purity to our previous non-labeled synthesis starting from unprotected allylglycine.<sup>14</sup>

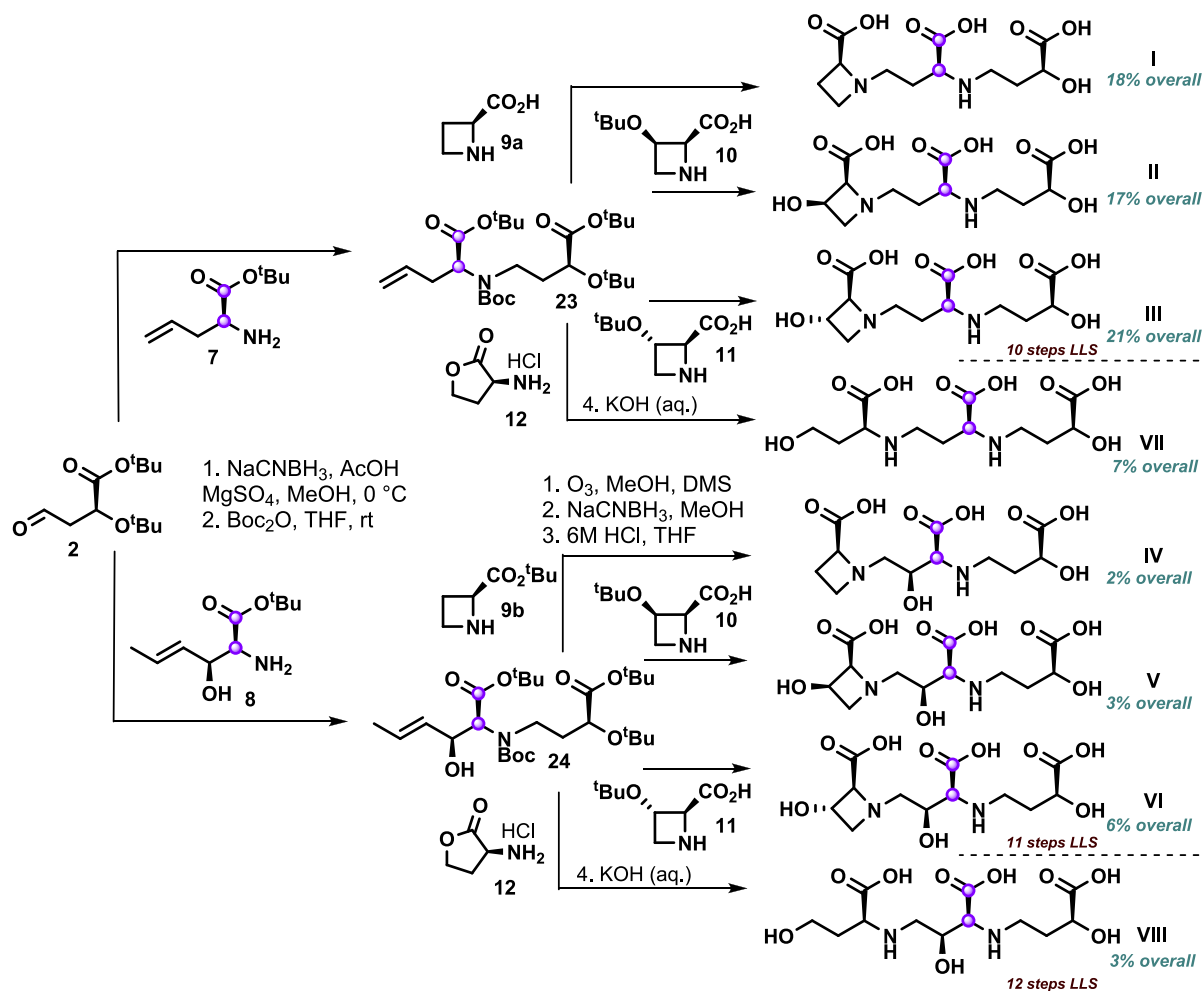
Our published procedure for the preparation of the second labeled building block **8** had to be adapted to accommodate the use of commercially available starting

material  $^{13}\text{C}_2$ -glycine **6** (see Scheme 3) instead of *tert*-butyl glycinate hydrochloride, which was utilized in the synthesis of the unlabeled material. As the labeled compound could not be purchased, installation of the required *tert*-butylester was attempted via transesterification at first, but high losses were observed in preliminary studies with  $^{12}\text{C}_2$ -glycine. Instead, to render the molecule less volatile, the amino functionality in **6** was protected as a benzyl carbamate under standard conditions<sup>32</sup> in 70% yield. Then the introduction of the *tert*-butyl protecting group on the C-terminus was achieved with isobutylene under acid catalysis to give **17**. Subsequently, the Cbz protecting group was cleaved via catalytic hydrogenation. This step was conducted in benzene as a solvent to allow the resulting solution (after filtration of the catalyst) to be directly used in the attachment of the chiral auxiliary, hydroxypinanone **18**, furnishing imine **19** in 52% yield over two steps. It is important to note that imine **19** is not stable for prolonged periods of time and should be used immediately after purification. We observed that,

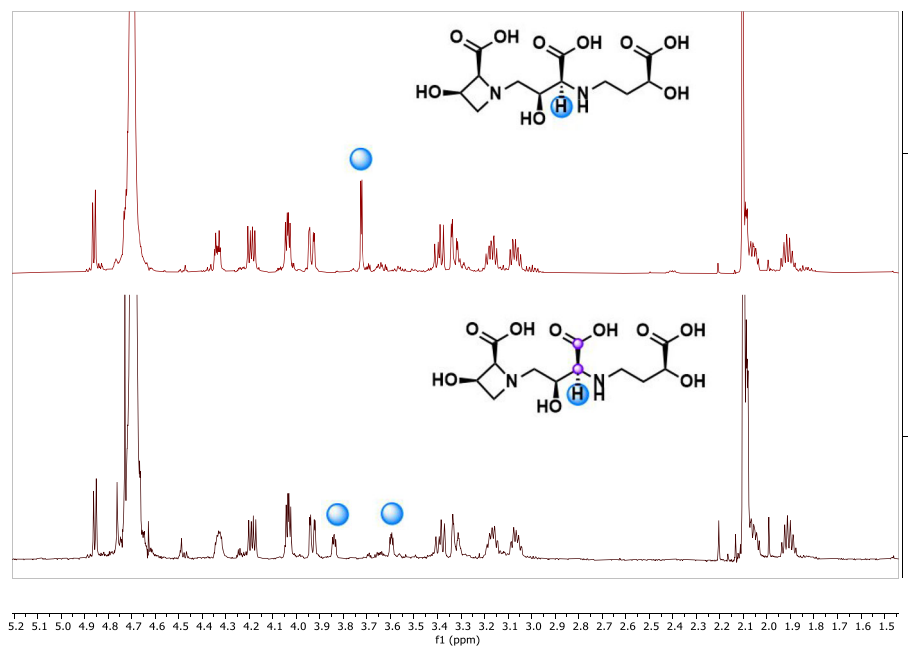
through hydrolysis, pinanone **18** was the most abundant impurity. Finally, the titanium mediated aldol reaction<sup>33</sup> was carried out as described in earlier work to furnish the  $^{13}\text{C}_2$ -labeled amino alcohol **8** after cleavage of the auxiliary in acceptable yields and purities. The remaining five building blocks **2** and **9–12** required for the synthesis were prepared as previously described<sup>14</sup> or purchased from commercial sources.

With all building blocks in hand, assembly of the target molecules was straightforward and fully analogous to our recently published unified approach toward the PS in their isotopically natural form.<sup>14</sup>

Thus, aldehyde **2** was reacted in a reductive amination with labeled amines **7** and **8** providing desired amines **21** and **22** (see Data S1, not depicted in Scheme 4) in good yields. Subsequent Boc protection proceeded smoothly to yield corresponding **23** and **24**. These two protected key fragments were ozonolysed to reveal aldehyde functionalities. These crude aldehydes were in turn used in a second reductive amination with the four



SCHEME 4 Coupling of fragments and assembly of phytosiderophores I–VIII.



**FIGURE 1** Comparison of  $^1\text{H}$ -NMR spectra of final compound **V** with and without the  $^{13}\text{C}_2$ -label (conditions:  $\text{D}_2\text{O}$ ,  $\text{pH} = 6.0$  phosphate buffer,  $0.1\text{ M}$ ,  $10\text{ mL}$  containing  $37\text{ mg Na}_2\text{HPO}_4 \cdot 7\text{ H}_2\text{O}$  and  $119\text{ mg NaH}_2\text{PO}_4 \cdot \text{H}_2\text{O}$ ).

western building blocks **9–12** to give rise to the eight final compounds in protected form (not depicted, see Data S1). These protected PS were globally deprotected with  $6\text{ M HCl}$  to reveal the desired  $^{13}\text{C}_2$ -labeled target compounds **I–VI** in excellent yield. Additional lactone cleavage, which was performed with aqueous potassium hydroxide, was applied for the deoxy avenic acid (**VII**) and avenic acid (**VIII**), respectively.<sup>34</sup> Final purification was based on passage over acidic Dowex resin and elution with ammonia.

Because the NMR spectra of these final compounds are highly pH-dependent the identity of the labeled compounds was demonstrated via phosphate buffered proton NMR and comparison to equally buffered naturally labeled reference materials (see Figure 1 and Data S1). The materials have also already been utilized in our comprehensive study of surveying phytosiderophores via sophisticated qualitative and quantitative mass spectroscopic analytic methods.<sup>35</sup>

### 3 | CONCLUSION

To summarize, a concise synthesis of  $^{13}\text{C}_2$ -labeled PS was accomplished by employing state-of-the-art asymmetric methodology to install the required stereocenters in high selectivities. The obtained building blocks were reacted in our previously disclosed divergent synthetic approach to furnish the target compounds in 10 to 12 steps longest linear sequence and good yields overall (2%–21% overall). These precious materials will enable collaborating plant and soil scientists to study PS secretion patterns in grass

crops as well as PS interaction with the soil matrix including microbial decomposition dynamics. Detailed insights into the mechanisms of micronutrient acquisition by plants will advance the development of micronutrient rich crops, which is considered a key strategy to battle wide-spread mineral micronutrient deficiencies in human populations around the globe.

### ACKNOWLEDGEMENTS

This work was financially supported by the European Research Council (ERC-StG-801954 “Wanted: Micronutrients! Phytosiderophore-mediated acquisition strategies in grass crops”). The NMR centre (TU Wien) is acknowledged for access to the spectrometers. The authors acknowledge TU Wien Bibliothek for financial support through its Open Access Funding Programme.

### CONFLICT OF INTEREST STATEMENT

There are no conflicts to declare.

### DATA AVAILABILITY STATEMENT

Data available in article supplementary material.

### ORCID

Nicolas Kratena <https://orcid.org/0000-0002-3080-7214>

Markus Draskovits <https://orcid.org/0000-0002-2835-1692>

Nina Biedermann <https://orcid.org/0000-0001-7709-1156>

Eva Oburger <https://orcid.org/0000-0003-3213-2588>

Christian Stanetty <https://orcid.org/0000-0001-7692-6932>

## REFERENCES

1. Thompson B, Amoroso L. *Improving diets and nutrition: food-based approaches*. CABI; 2014. doi:10.1079/9781780642994.0000
2. Welch RM, Graham RD. Breeding for micronutrients in staple food crops from a human nutrition perspective. *J Exp Bot*. 2004;55(396):353-364. doi:10.1093/jxb/erh064
3. White PJ, Broadley MR. Biofortification of crops with seven mineral elements often lacking in human diets – iron, zinc, copper, calcium, magnesium, selenium and iodine. *New Phytol*. 2009;182(1):49-84. doi:10.1111/j.1469-8137.2008.02738.x
4. Marschner P. *Marschner's mineral nutrition of higher plants*. 3rd ed. Academic Press, Elsevier; 2012.
5. Kobayashi T, Nishizawa NK. Iron uptake, translocation, and regulation in higher plants. *Annu Rev Plant Biol*. 2012;63(1):131-152. doi:10.1146/annurev-arplant-042811-105522
6. Welch RM. In: Singh K, Mori S, Welch RM, eds. *Micronutrients, agriculture and nutrition linkages for improved health and well-being*. Scientific Publishers; 2001:247-289.
7. Grillet L, Schmidt W. Iron acquisition strategies in land plants: not so different after all. *New Phytol*. 2019;224(1):11-18. doi:10.1111/nph.16005
8. Mori S. Iron acquisition by plants. *Curr Opin Plant Biol*. 1999;2(3):250-253. doi:10.1016/S1369-5266(99)80043-0
9. Schindlegger Y, Oburger E, Gruber B, et al. Accurate LC-ESI-MS/MS quantification of 2'-deoxymugineic acid in soil and root related samples employing porous graphitic carbon as stationary phase and a13C4-labeled internal standard. *Electrophoresis*. 2014;35(9):1375-1385. doi:10.1002/elps.201300551
10. Schindlegger Y, Oburger E, Puschenreiter M, Stinger G, Koellensperger G, Hann S. Speciation of 2'-deoxymugineic acid-metal complexes in top soil extracts by multi-modal stationary phase LC-ICP-MS. *J Anal at Spectrom*. 2015;30(6):1345-1355. doi:10.1039/C5JA00018A
11. Dell'mour M, Schenkeveld WDC, Oburger E, et al. Analysis of iron-phytosiderophore complexes in soil related samples: LC-ESI-MS/MS versus CE-MS. *Electrophoresis*. 2012;33(4):726-733. doi:10.1002/elps.201100466
12. Schenkeveld WDC, Schindlegger Y, Oburger E, Puschenreiter M, Hann S, Kraemer SM. Geochemical processes constraining iron uptake in strategy II Fe acquisition. *Environ Sci Technol*. 2014;48(21):12662-12670. doi:10.1021/es5031728
13. Oburger E, Gruber B, Wanek W, et al. Microbial decomposition of 13C- labeled phytosiderophores in the rhizosphere of wheat: mineralization dynamics and key microbial groups involved. *Soil Biol Biochem*. 2016;98:196-207. doi:10.1016/j.soilbio.2016.04.014
14. Kratena N, Gökler T, Maltrovsky L, Oburger E, Stanetty C. A unified approach to Phytosiderophore natural products. *Chem a Eur J*. 2021;27(2):577-581. doi:10.1002/chem.202004004
15. Walter MR, Artner D, Stanetty C. Synthesis of [13C4]-labeled 2'-deoxymugineic acid. *J Label Compd Radiopharm*. 2014;57(13):710-714. doi:10.1002/jlcr.3242
16. O'Donnell MJ. *Acc. Chem. Res*. 2004;37:506-517.
17. O'Donnell MJ. Benzophenone Schiff bases of glycine derivatives: versatile starting materials for the synthesis of amino acids and their derivatives. *Tetrahedron*. 2019;75(27):3667-3696. doi:10.1016/j.tet.2019.03.029
18. O'Donnell MJ, Bennett WD, Wu S. *J Am Chem Soc*. 1989;111(6):2353-2355. doi:10.1021/ja00188a089
19. O'Donnell MJ, Wu S, Huffman JC. *Tetrahedron* 1994, 50, A New Active Catalyst Species for Enantioselective Alkylation by Phase-Transfer Catalysis, 15, 4507-4518, doi:10.1016/S0040-4020(01)89382-0.
20. Lipkowitz KB, Cavanaugh MW, Baker B, O'Donnell MJ. Theoretical studies in molecular recognition: asymmetric induction of benzophenone imine ester enolates by the benzylcinchoninium ion. *J Org Chem*. 1991;56(17):5181-5192. doi:10.1021/jo00017a035
21. Ohshima T, Shibuguchi T, Fukuta Y, Shibasaki M. Catalytic asymmetric phase-transfer reactions using tartrate-derived asymmetric two-center organocatalysts. *Tetrahedron*. 2004;60(35):7743-7754. doi:10.1016/j.tet.2004.05.120
22. Jew S-S, Jeong B-S, Yoo M-S, Huh H, Park H-G. Synthesis and application of dimeric cinchona alkaloid phase-transfer catalysts:  $\alpha$ ,  $\alpha'$ -bis [O (9)-allylincinonidinium]-o, m, or p-xylene dibromide Electronic supplementary information (ESI) available: experimental details. See <http://www.rsc.org/suppdata/cc/b1/b102584h>. *Chem Commun*. 2001;1244-1245.
23. Ohshima T, Gnanadesikan V, Shibuguchi T, Fukuta Y, Nemoto T, Shibasaki M. Enantioselective syntheses of Aeruginosin 298-A and its analogues using a catalytic asymmetric phase-transfer reaction and epoxidation. *J Am Chem Soc*. 2003;125(37):11206-11207. doi:10.1021/ja037290e
24. Lee J-H, Yoo M-S, Jung J-H, Jew S-S, Park H-G, Jeong B-S. Polymeric chiral phase-transfer catalysts derived from cinchona alkaloids for enantioselective synthesis of  $\alpha$ -amino acids. *Tetrahedron*. 2007;63(33):7906-7915. doi:10.1016/j.tet.2007.05.076
25. Filp U, Pekosak A, Poot AJ, Windhorst AD. Enantioselective synthesis of carbon-11 labeled l-alanine using phase transfer catalysis of Schiff bases. *Tetrahedron*. 2016;72(41):6551-6557. doi:10.1016/j.tet.2016.08.069
26. Jin L, Zhao S, Chen X. Synthesis of both enantiomers of chiral phenylalanine derivatives catalyzed by cinchona alkaloid quaternary ammonium salts as asymmetric phase transfer catalysts. *Molecules*. 2018;23(6):1421. doi:10.3390/molecules23061421
27. Jew S-S, Yoo M-S, Jeong B-S, Park IY, Park H-G. An unusual electronic effect of an aromatic-F in phase-transfer catalysts derived from cinchona-alkaloid. *Org Lett*. 2002;4(24):4245-4248. doi:10.1021/ol0267679
28. Corey EJ, Xu F, Noe MC. A rational approach to catalytic enantioselective enolate alkylation using a structurally rigidified and defined chiral quaternary ammonium salt under phase transfer conditions. *J Am Chem Soc*. 1997;119(50):12414-12415. doi:10.1021/ja973174y
29. Lygo B, Wainwright PG. A new class of asymmetric phase-transfer catalysts derived from cinchona alkaloids—application in the enantioselective synthesis of  $\alpha$ -amino acids. *Tetrahedron Lett*. 1997;38(49):8595-8598. doi:10.1016/S0040-4039(97)10293-3
30. Lygo B, Wainwright PG. Asymmetric phase-transfer mediated epoxidation of  $\alpha,\beta$ -unsaturated ketones using catalysts derived from cinchona alkaloids. *Tetrahedron Lett*. 1998;39(12):1599-1602. doi:10.1016/S0040-4039(97)10779-1
31. Yasunori Y, Tomohiko S, Norio M. Asymmetric addition of arylboronic acids to glyoxylate catalyzed by a ruthenium/Me-BIPAM complex. *Chem Commun*. 2012;48(22):2803-2805. doi:10.1039/c2cc17339e

32. Kentaro O, Nakako M, Hidetoshi T. Total synthesis of PDE-II by copper-mediated double amination. *Chem Commun.* 2010; 46(15):2641-2643. doi:[10.1039/b926965g](https://doi.org/10.1039/b926965g)
33. Solladie-Cavallo A, Koessler JL. A four-step Diastereoselective synthesis of D-erythro-sphingosine by an enantioselective aldol reaction using a titanium Enolate derived from a chiral Iminoglycinate. *J Org Chem.* 1994;59(11):3240-3242. doi:[10.1021/jo00090a052](https://doi.org/10.1021/jo00090a052)
34. Fushiya S, Sato Y, Nakatsuyama S, Kanuma N. Synthesis of avenic acid A and 2'-deoxymugineic acid, amino acids possessing an iron chelating activity. *Chem Lett.* 1981;10(7):909-912. doi:[10.1246/cl.1981.909](https://doi.org/10.1246/cl.1981.909)
35. Spiridon A, Oburger E, Valadbeigi Y, et al. Surveying the mugineic acid family: ion mobility – quadrupole time-of-flight mass spectrometry (IM-QTOFMS) characterization and tandem mass spectrometry (LC-ESI-MS/MS) quantification of all eight naturally occurring phytosiderophores. *Anal Chim Acta.* 2023; 1278:341718. doi:[10.1016/j.aca.2023.341718](https://doi.org/10.1016/j.aca.2023.341718)

## SUPPORTING INFORMATION

Additional supporting information can be found online in the Supporting Information section at the end of this article.

**How to cite this article:** Kratena N, Draskovits M, Biedermann N, Oburger E, Stanetty C. Total synthesis of [ $^{13}\text{C}_2$ ]-labeled phytosiderophores of the mugineic and avenic acid families. *J Label Compd Radiopharm.* 2023;66(13): 428-434. doi:[10.1002/jlcr.4064](https://doi.org/10.1002/jlcr.4064)